

Agenda

Canterbury Mayoral Forum

Date:	Friday 7 September 2018		
Time:	9:00 am to 12:00 noon		
Venue:	Environment Canterbury, 200 Tuam Street, Christchurch		
Attendees:	<p>Mayors/Chair: Lianne Dalziel (Chair), Winston Gray, Winton Dalley, David Ayers, Malcolm Lyall (Deputy Mayor, Selwyn), Donna Favel, Damon Odey, Graham Smith, Craig Rowley, Gary Kircher, Steve Lowndes</p> <p>Chief Executives: Angela Oosthuizen, Hamish Dobbie, Jim Palmer, Karleen Edwards, Murray Washington (acting), Hamish Riach, Bede Carran, Paul Morris (acting), Fergus Power, Bill Bayfield</p> <p>In attendance: Hon Dr Megan Woods (item 12) Lisa Tumahai, Kaiwhakahaere, Te Rūnanga o Ngāi Tahu (tbc) Helen Wyn (Senior Regional Official) and Abby Cheeseman (MBIE) Joanna Norris, ChristchurchNZ (item 5) Tim Loftus, ChristchurchNZ (item 6)</p> <p>Secretariat: David Bromell, Warren Gilbertson, Simon Fraser Louise McDonald (minutes)</p>		
Apologies:	Mayor Sam Broughton (Deputy Mayor Malcolm Lyall attending), David Ward (Murray Washington attending), Suzette van Aswegen (Paul Morris attending), Stuart Duncan		
Time	Item	Paper	Person
9:00	1. Welcome, introductions and apologies		Chair
	2. Confirmation of Agenda	✓	
	3. Minutes from the previous meeting a. Confirmation of Minutes, 25 May 2018 b. Action points	✓	
	FOR DISCUSSION AND DECISION		
9:10	4. 3 Waters – <i>discussion chaired by Steve Lowndes</i> a. Stocktake of 3 Waters in Canterbury b. 3 Waters: Next steps for Canterbury	✓ ✓	Jim Palmer
9:55	5. CREDS economic indicators report	✓	Joanna Norris
10:10	6. The Canterbury story		Tim Loftus
10:30	<i>Morning tea</i>		
	FOR INFORMATION / VERBAL UPDATES		
10:45	7. CWMS quarterly update	✓	Steve Lowndes
10:55	8. Environment Canterbury representation review	✓	Steve Lowndes
11:00	9. Regional forums report a. 3-year work programme b. CREDS quarterly project report c. Provincial Growth Fund	✓ ✓ ✓	Jim Palmer
11:15	10. Verbal updates: a. South Island tourism destination management plan b. Relationship with Nagano Prefecture		David Bromell David Bromell
11:25	11. General business a. LGNZ National Council composition		Chair
11:30	12. Discussion with Hon Dr Megan Woods ¹		
12:00	<i>Presentation and lunch with Canterbury MPs – followed by: 1:30–3:00 pm CDEM Joint Committee meeting</i>		

Next meeting: Friday 30 November 2018

¹ Minister of Energy and Resources; Minister for Greater Christchurch Regeneration; Minister of Research, Science and Innovation; Minister Responsible for the Earthquake Commission

Minutes from a meeting of the Canterbury Mayoral Forum held in the Council Chamber, Environment Canterbury, 200 Tuam Street, Christchurch on Friday 25 May 2018 at 9.05 am

Present

Members:

Ashburton District Council	Mayor Donna Favel
Christchurch City Council	Mayor Lianne Dalziel (Chair)
	Karleen Edwards
Environment Canterbury	Chair Steve Lowndes
	Katherine Trought (for Bill Bayfield)
Hurunui District Council	Mayor Winton Dalley
	Hamish Dobbie
Kaikoura District Council	Mayor Winston Gray
	Angela Oosthuizen
Mackenzie District Council	Mayor Graham Smith
	Suzette van Aswegen
Selwyn District Council	Mayor Sam Broughton
	David Ward
Timaru District Council	Mayor Damon Odey
	Bede Carran
Waimakariri District Council	Mayor David Ayers
	Jim Palmer
Waimate District Council	Mayor Craig Rowley
	Stuart Duncan
Waitaki District Council	Fergus Power

In Attendance:

Helen Wyn (Senior Regional Official – Department of Internal Affairs)

Secretariat

David Bromell, Simon Fraser, Warren Gilbertson and Louise McDonald (minutes)

1. Welcome

Mayor Dalziel welcomed members to the Mayoral Forum.

Apologies were accepted from Mayor Gary Kircher and Chief Executive Bill Bayfield. For lateness Mayor Donna Favel.

2. Confirmation of Agenda

The following matters, not on the agenda, were raised for discussion at item 13 General Business

- update on the Environment Canterbury representation review
- Waste minimisation.

3. Minutes of Canterbury Mayoral Forum Meeting: 2 March 2018

The minutes of the meeting held on 2 March 2018 were confirmed and the action points were noted.

4. Co-ordination and alignment of Canterbury applications to the Provincial Growth Fund and 1 billion Trees Programme

Jim Palmer introduced this item seeking approval of the approach to applications to the Provincial Growth Fund and the 1 billion Trees Programme.

Mayor Donna Favel arrived at 9.15 am.

There was agreement that a monthly report on Canterbury applications be shared with Forum members for their information and to provide the opportunity for other Councils to support and co-ordinate applications.

The Mayor and Chief Executive of Waitaki District Council will share information, as appropriate, with the Otago Mayoral Forum as many issues will be South Island-wide, for example tourism.

Noting that applications from other organisations need to demonstrate engagement with regional leaders, caution was suggested in how the Forum deals with these applications. The Forum does not want to make judgement on others' applications, but can comment on their alignment with the Canterbury Regional Economic Development Strategy and with earthquake recovery.

Resolved

That the Canterbury Mayoral Forum:

1. Approve the process recommended by the Chief Executives Forum to:

1.1 share information on expressions of interest and applications to the Provincial Growth Fund and 1b Trees Programme

1.2 Provide comment and advice to the Ministry of Business, Innovation and Employment (MBIE) on expressions of interest and applications to the Provincial Growth Fund and show how they align to the Canterbury Economic Development Strategy and to earthquake recovery.

Mayor Ayers / Chair Odey
CARRIED

5 Mid-term review and Canterbury Regional Economic Development Strategy (CREDS) project update

Jim Palmer presented this report highlighting the work undertaken by the Canterbury Mayoral Forum during this council term. He thanked Forum members for their quick responses to requests.

Warren Gilbertson provided an update on the progress of the CREDS projects. All projects are on track with some slight delays due to awaiting details of policy development from the new government.

Mayor Damon Odey reported on Timaru's use of Eventfinda.

The change of focus for the delivery of Three Waters infrastructure signalled by the new Government was discussed. The Chief Executives Forum has asked the Canterbury Drinking Water Advisory Group, through the Operations Forum, to take a lead role in preparation of advice on Three Waters.

The Chair requested an update on the work that was started for the Forum on the strategic assessment of Three-Waters (an objective in the triennial agreement and three-year work programme).

It was noted that the April 2018 Cabinet paper 'Review of three waters infrastructure: key findings and next steps' was available on the Department of Internal Affairs website. This paper refers to the Government response to the Havelock North Drinking Water Inquiry, but to date this report has not been released. It was agreed to write to the Minister of Health requesting the urgent release of this report.

Mayor Donna Favel reported that there was confusion in the community regarding the Mycoplasma bovis response was expected on 28 May 2018. Any further action by the Forum will be considered by the Forum after this announcement.

Resolved

That the Canterbury Mayoral Forum:

- 1. approve the mid-term report**
- 2. agree to share the mid-term report with member councils**
- 3. agree to publish the mid-term report on the Mayoral Forum website and release it to the media**
- 4. note progress in implementing the three-year work programme**
- 5. agree that work programme items 9a, 9b and 10b be moved to the section, *items that are complete or established as continuing work programmes***
- 6. receive the Canterbury Economic Development Strategy quarterly projects report**
- 7. note the Youth Initiatives report to the Ministry of Social Development for the three months ended 31 March 2018**
- 8. thank Aoraki Development for the work it is leading on youth initiatives in South and Mid-Canterbury**
- 9. request a report from the Chief Executives Forum to the September meeting on the three-waters review (item 8A on the three-year work programme).**

Mayor Rowley / Mayor Dalley
CARRIED

6. Memorandum of Understanding with Nagano Prefecture, Japan

David Bromell advised that Nagano Prefecture is going into elections later this year and he will be in a better position to report back on this matter in September.

Mayor Lianne Dalziel said that there is a strong education relationship with the University of Nagano, Lincoln University and Ara Institute. She invited Mayor Sam Broughton to a meeting with the delegation from Nagano to be held on 12 June 2018.

Resolved

That the Canterbury Mayoral Forum:

- 1. reaffirm in principle (August 2017) to enter into a Memorandum of Understanding with the Ngano Prefectural Government, Japan**
- 2. Invite the chair to progress discussions with the Nagano Prefectural Government and report back to the next meeting.**

Chair Lowndes / Mayor Odey
CARRIED

The meeting adjourned between 10.26 and 10.44 am

7. Regional funding for Christchurch multi-use arena

Mayor Lianne Dalziel referred to the announcement by the Minister for Greater Christchurch Regeneration in April 2018 that work would start on the business case for the Metro Sports Facility.

The Christchurch City Council is working with Crown agency Ōtākaro, which holds the funds for the business case. The timing is tricky as it does not align with the Long-Term Plan process. A report on options and cost models will be presented to the next meeting of the Forum.

The issue of funding regional facilities was discussed. With demands on councils to fund infrastructure it was agreed a further conversation should be held about regional rating and funding.

8. Canterbury Water Management Strategy (CWMS) – new project

Chair Steve Lowndes presented this report and circulated copies of *Canterbury Water Management Strategy – Quick Guide, February 2018*. He explained that he was seeking endorsement from the Forum for a project to assess the CWMS to ensure that the targets and implementation of the CWMS will continue to be delivered.

Mayor Sam Broughton commented that the collaboration model had been very effective and people now want to see action. Results need to be measurable and it is important how data is used. Many in the community see CWMS as being delivered by Environment Canterbury. There is a need to let the community know that the CWMS zone committees are joint committees with the territorial authorities.

Resolved

That the Canterbury Mayoral Forum:

- 1. agree to sponsor a project to ensure the Canterbury Water Management Strategy is fit for the further needs of the region**
- 2. note that the Canterbury Water Management Strategy vision and principles have legislative status, and that the Canterbury Water Management Strategy strategic**

framework continues to provide a good foundation for the future management of freshwater in Canterbury

- 3. agree that the focus of the project be on:
 - 3.1 identifying what is required to maintain and build momentum for implementation of the strategy and ensure that it can and will be delivered**
 - 3.2 developing intermediary goals for 2025 and 2030 to ensure that the Canterbury Water Management Strategy continues to provide meaningful guidance for action****
- 4. agree that Environment Canterbury be the lead agency, with the active involvement of territorial authorities, and the Canterbury Water Management Strategy Regional Committee being responsible for development of advice on intermediary goals**
- 5. agree that recommendations on intermediary goals and key implementation matters be provided to the Canterbury Mayoral Forum by April 2019.**

Chair Lowndes / Mayor Broughton
CARRIED

9. Canterbury Water Management Strategy update

Chair Steve Lowndes presented this report and highlighted the recent successful Watershed conference that provided an opportunity for all zone committee members to meet and reflect on the Canterbury Water Management Strategy.

The challenge of providing information to the community about complicated Resource Management Act processes was discussed.

Resolved

That the Canterbury Mayoral Forum:

- 1. note progress towards implementing the Canterbury Water Management Strategy in each district and across the region noting the current challenges and opportunities.**

Chair Lowndes / Mayor Broughton
CARRIED

10. Immigration / International Education Policies – Advocacy with Central Government

Mayor Lianne Dalziel advised that a request has been made for a Canterbury deputation to meet with the Ministers of Education and Immigration in late July.

She invited Helen Wyn to explain the project she leads on the central government/local government interface within the Department of Internal Affairs.

Helen Wyn explained that she leads a central/local government partnership group within the Department. The group has a range of experience, including local government, and is working to get closer alignment on what is important for all our communities. Current work includes Three-Waters infrastructure, the terms of reference for the local government funding review and cross-agency work on resilience, hazards and climate change.

They also provide a brokerage role and can help councils get access to government departments.

11. Chief Executives Forum

Jim Palmer presented this report. He advised that at their next meeting the Chief Executives will be looking at transport and implications from the draft Government Policy Statement on Land Transport.

It was noted that the Department of Prime Minister and Cabinet's Whole of Recovery Earthquake Symposium is scheduled for 29 and 30 November 2018 and this will clash with the scheduled meetings of the Mayoral Forum, the Regional Transport Committee and the Civil Defence Emergency Management Joint Committee. The Secretariat will look at options to reschedule the Forum meeting date for November.

The Forum acknowledged the contribution made by Andrew Dalziel as Chief Executive of Ashburton District Council and before that at Hurunui District Council. A letter of thanks to be sent to Andrew.

Resolved

That the Canterbury Mayoral Forum:

- 1. receive the Chief Executives Forum report**
- 2. note that the next Chief Executives Forum will focus on transport.**

Mayor Odey / Mayor Broughton
CARRIED

12. Health and Safety Act Interpretation and Liability

Mayor Sam Broughton introduced this item and explained that the interpretation of responsibilities under the Health and Safety at Work Act were important especially for volunteers.

David Ward explained that due to concerns regarding the lack of clarity around volunteers and incorporated societies with health and safety Selwyn District Council had obtained legal advice that he would circulate to Forum members. He invited councils to consider this advice and provide any feedback to the Chief Executives Forum via the Secretariat.

He also advised that submissions on the Health and Safety at Work (Volunteers Associations) Amendment Bill close on 29 June 2018.

13. GENERAL BUSINESS

7 September 2018 meeting

It was agreed to invite:

- Hon Dr Megan Woods to meet with the Mayoral Forum on 7 September 2018
- all Canterbury Members of Parliament (electorate and List) to join the Forum for lunch on Friday 7 September at Environment Canterbury.

Update on Environment Canterbury's Representation Review

Chair Steve Lowndes provided an update on Environment Canterbury's representation review.

After looking at many alternatives the Council was preparing to go to the public with a proposal for 13 members from 7 constituencies. The proposed constituency boundaries will match Territorial Authority boundaries and Christchurch City Council ward boundaries. This will provide North, Central and South Canterbury constituencies plus 4 for Christchurch.

Using the population formula from the Act of +/- 10% this will provide two representatives from each constituency except for South Canterbury where there will be one representative.

Environment Canterbury is working with Te Rūnanga o Ngāi Tahu regarding mana whenua representation on the Council.

Waste Minimisation

Mayor Damon Odey spoke of his community's concern about waste and encouraged Councils to support Wellington Mayor Justin Lester's remit to the Local Government New Zealand Conference.

It was suggested that the Operations Forum could arrange for Canterbury waste managers to meet and discuss what they are doing.

Resolved

That the Canterbury Mayoral Forum:

- 1. Support the Wellington City Council remit to Local Government New Zealand Conference on waste minimisation.**

Mayor Odey /Mayor Dalley
CARRIED

NEXT MEETING Friday 7 September 2018

CLOSURE

Mayor Lianne Dalziel thanked members for their attendance and closed the meeting at 12.05 pm.

Action Points

Canterbury Mayoral Forum

As at 30 August 2018

Forum Date	Subject	Actioned by	Deadline	Status
2 Mar 2018	Future agenda item to discuss population projections/targets for the Canterbury region with ChristchurchNZ – to align the CEDS (target of 700,000 for Canterbury) and CREDS	Secretariat / ChristchurchNZ	30 Nov 2018	Deferred pending release of 2018 Census data (from April 2019) – and further consultation with ChristchurchNZ and the Greater Christchurch Partnership. Policy Forum plans a training workshop on using population data in policy and planning for mid-2019.
24 May 2018 (working dinner)	Write to all South Island Mayors / Mayoral Forums to propose collaboration on a South Island destination management strategy	Secretariat / Chair with tourism lead Mayors	30 Jun 2018	Complete 21 June 2018 Agenda item 10a
25 May 2018	Follow up with Hon Kelvin Davis, Minister of Tourism, on discussion held with representatives of the tourism sector on 24 May 2018	Secretariat with regional visitor strategy lead Mayors	31 May 2018	Complete 31 May 2018
25 May 2018	Implement Forum's decisions on process for sharing information and providing comment on Canterbury applications to the Provincial Growth Programme and 1b Trees	Secretariat	7 Sep 2018	Complete – and ongoing Agenda item 9c
25 May 2018	Publish mid-term review on website and bring this to the attention of the Press	Secretariat	30 Jun 2018	Complete 11 Jun 2018
25 May 2018	Convey the Forum's appreciation to Aoraki Development for the Youth Initiatives work it is leading in south and mid-Canterbury	Secretariat	30 Jun 2018	Complete 12 Jun 2018
25 May 2018	Acknowledge the service of Andrew Dalziel to local government in Canterbury	Chair / Secretariat	31 May 2018	Complete 29 May 2018

Forum Date	Subject	Actioned by	Deadline	Status
25 May 2018	Report to Mayoral Forum at next meeting on the 3 Waters review (item 8a on the 3-year work programme)	CEs Forum Jim Palmer / Bede Carran	7 Sep 2018	Agenda item 4
25 May 2018	Write to Minister of Health urging release of the Government's response to the Havelock North Drinking Water Inquiry	Chair / Secretariat	31 May 2018	Complete 30 May 2018
25 May 2018	Continue discussions with Nagano Prefecture and report back to the next meeting	Chair / Secretariat	7 Sep 2018	Letter sent to Nagano Prefectural Government 5 Jun 2018 Deputation from University of Nagano welcomed (Lianne Dalziel, David Bromell) 12-14 Jun 2018 Deputation from Nagano Prefectural Government and Ikeda-cho district hosted (David Ayers, David Ward, David Bromell) 17 Aug 2018 Agenda item 10b
25 May 2018	Update next meeting on business case, options and possible funding of multi-use arena in Christchurch	Chair / CCC	7 Sep 2018	Deferred to November meeting
25 May 2019	CWMS report back to Forum on 'Fit for the Future' project, with recommendations on intermediary goals and key implementation matters	Steve Lowndes / ECan	30 Apr 2019	In progress
25 May 2018	Convey the Forum's support to Mayor Justin Lester (Wellington City) for his LGNZ remit on waste minimisation	Secretariat	31 May 2018	Complete 30 May 2018
25 May 2018	Invite Operations Forum to keep a watching brief on waste minimisation and consider facilitating a meeting of regional waste managers	Bede Carran	7 Sep 2018	Complete
25 May 2018	Invite Hon Dr Megan Woods to meet with Mayoral Forum on 7 Sep 2018	Secretariat	30 Jun 2018	Complete and invitation accepted Agenda item 12
25 May 2018	Invite all Canterbury MPs for a light lunch following the September Mayoral Forum meeting, and a presentation on implementation of the Triennial Agreement and CREDS	Secretariat	30 Jun 2018	Complete

Reports 4a and 4b have been withheld under the Local Government Official Information and Meetings Act 1987 s.7(f).

The reports were draft and subject to further development in consultation with member councils, for subsequent consideration by the Mayoral Forum.

Item 5

Economic Indicators Report

August 2018

Contents

Introduction	3
Canterbury Regional Economic Development Strategy	3
Regional vision	3
Regional GDP growth	4
Employment growth	5
Unemployment rate	5
Retail sales growth	6
Integrated regional transport planning and infrastructure investment.....	6
Objective	6
Heavy commercial vehicles by kilometres travelled in Canterbury	6
Crashes involving a truck in Canterbury	7
Canterbury ports total containers handled	8
Canterbury ports bulk exports.....	8
Digital connectivity: Extension and uptake of broadband in rural areas	9
Objective	9
Freshwater management and water infrastructure.....	9
Objective	9
Water Quality Index: Canterbury rivers and streams.....	9
Water quality in the high country	9
Water quality in lowland areas	9
Water quality across the region.....	10
Progress on limits to manage land use for water quality outcomes.....	11
Progress on the Canterbury Land and Water Regional Plan (LWRP)	11
Progress on sub-regional plans	11
Value-added production	12
Objective	12
Jobs by sector in Canterbury	12
Education and training for a skilled workforce.....	13
Objectives.....	13
Youth not in education, employment or training	13
Jobseeker support recipients aged 18–24 years.....	14
18-year olds with NCEA Level 2	14
Tertiary enrolments.....	15
Newcomer and migrant settlement	16
Objective	16
Net international migration	17
Regional visitor strategy	17
Objective	17
International visitor arrivals	18
Domestic guest nights	18

Introduction

ChristchurchNZ prepares this report for the Canterbury Mayoral Forum. The report informs the Forum's ongoing development and implementation of the Canterbury Regional Economic Development Strategy.

The Strategy, first published in 2015, has seven priority work programmes:

- integrated regional transport planning and infrastructure investment
- digital connectivity: extension and uptake of fast broadband in rural areas
- freshwater management and water infrastructure
- value-added production
- education and training for a skilled workforce
- newcomer and migrant settlement
- regional visitor strategy.

For each work programme, we have selected a small number of indicators for which available data permit time trend analysis and, where possible, disaggregation to territorial authority level.

For the first time, the August 2018 report provides indicators for our regional transport work programme (pages 6–8).

The Water Quality Index indicator (page 10) will be updated for the report to the Mayoral Forum in February 2019. By then, we will also be able to provide an indicator of broadband coverage across the region.

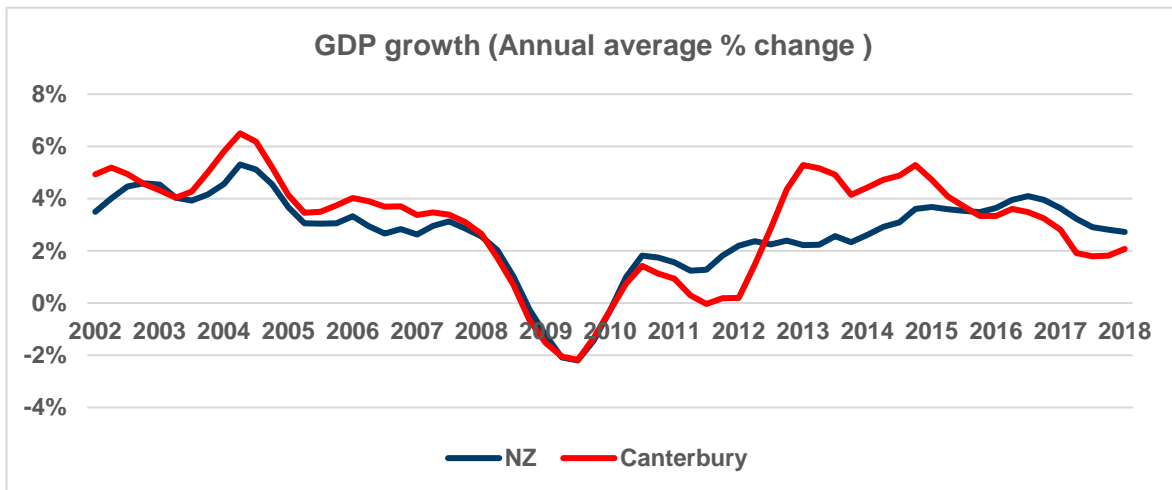
Canterbury Regional Economic Development Strategy

Regional vision

A region making the most of its natural advantages to build a strong innovative economy with resilient, connected communities and a better quality of life for all.

A key driver of the Canterbury Regional Economic Development Strategy is to position the region's economy for sustainable growth as the earthquake rebuild eases off and ceases to inflate economic activity and employment.

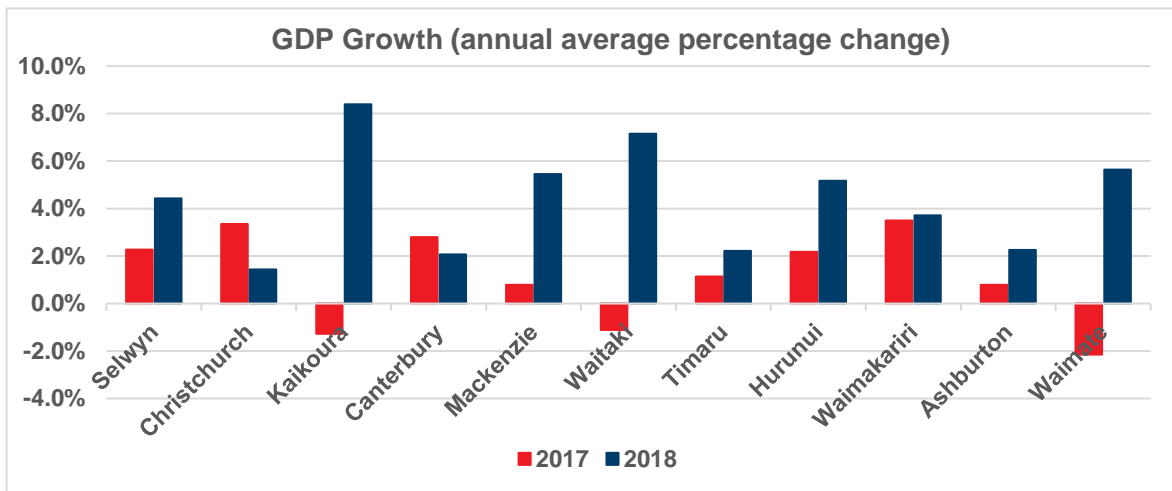
Regional GDP growth



Source: Infometrics, ChristchurchNZ

Latest data point: year ending March 2018

Canterbury's GDP growth was significantly higher than New Zealand's following the earthquakes, reflecting the rapid expansion of rebuild activity. Rebuild activity has now passed its peak, helping to explain why the growth rate of overall GDP in the Canterbury region is now below the New Zealand growth rate. Despite this, the level of activity in Canterbury is set to stay elevated for at least another two years – remaining a busy economy. Even after the rebuild is completed, other underlying or core parts of the economy – such as manufacturing, agribusiness and tourism – are well placed to take the baton.

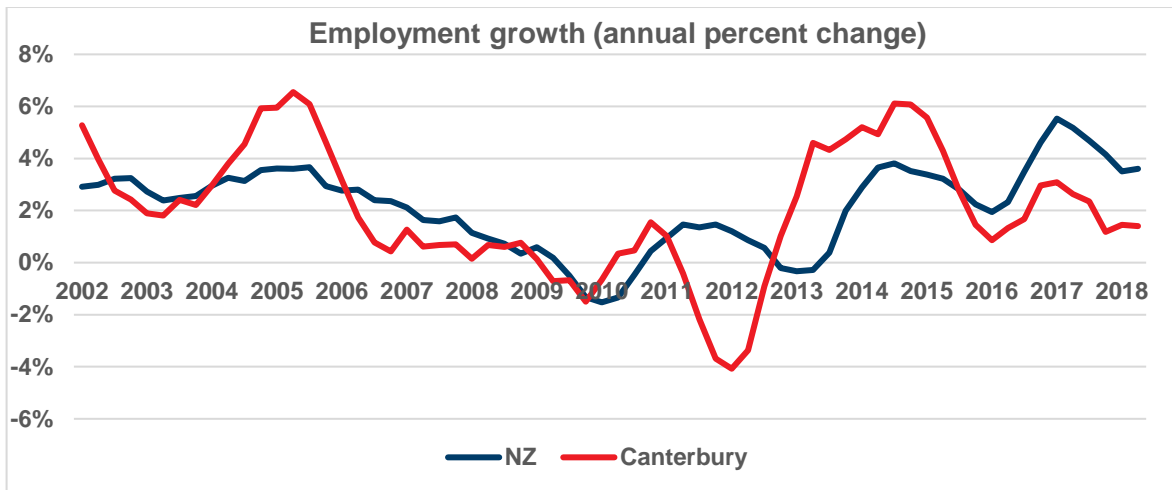


Source: Infometrics, ChristchurchNZ

Latest data point: year ending March 2018

GDP growth across Canterbury's districts varies significantly. This in part reflects the volatility inherent in small economies – one-off events can have a significant impact. Growth in the year to March 2018 was positive in all districts. The easing rebuild appears to be suppressing growth in Christchurch and therefore Canterbury; despite this, growth is strong in Waimate, Waitaki and Mackenzie District, in particular. Kaikōura is also experiencing substantial growth, as it recovers from the 2016 earthquake.

Employment growth

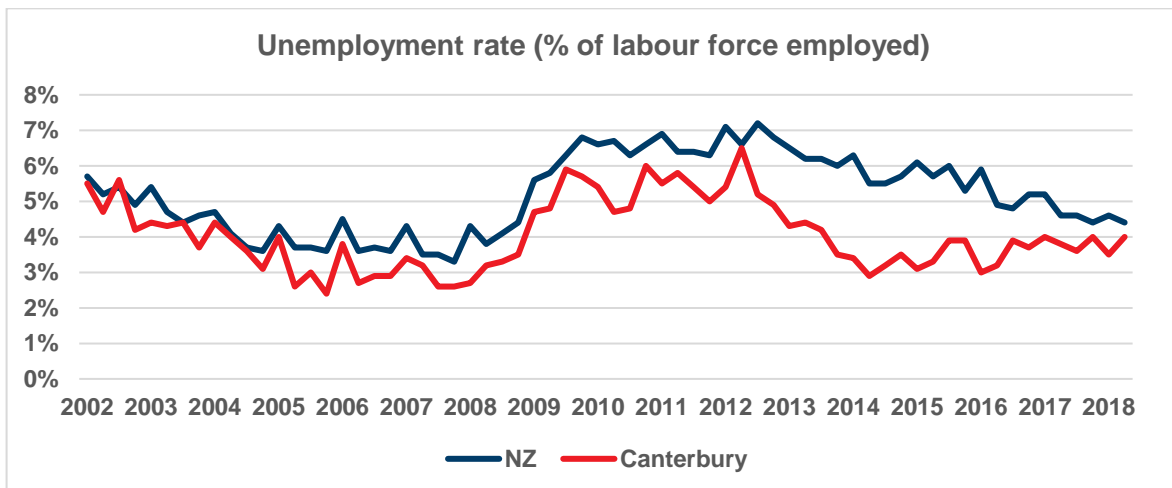


Source: Statistics New Zealand, ChristchurchNZ

Latest data point: year ending June 2018

In line with the picture for the wider economy, employment growth in the Canterbury region has outperformed New Zealand as a whole during the early rebuild period. It was inevitable, however, that as employment in the region rapidly scaled up to meet the rebuild needs, the same pace of growth could not be sustained forever. We are currently seeing this reduced growth. While employment growth is below the national average, it is still very strong – especially in comparison to GDP growth.

Unemployment rate

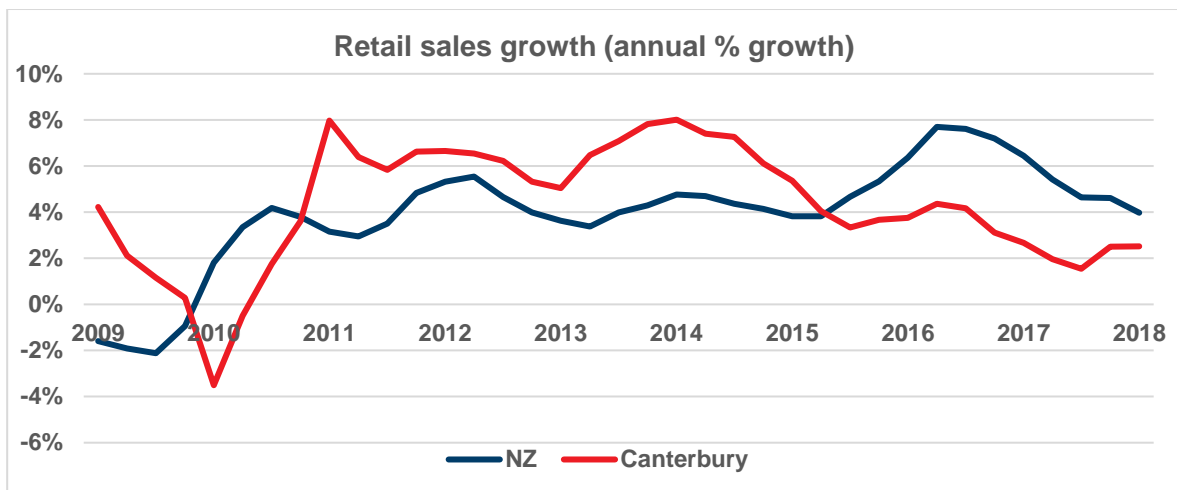


Source: Statistics New Zealand

Latest data point: June 2018

The mirror image of strong employment growth in Canterbury is, of course, a low unemployment rate. From 2012 onwards, Canterbury's unemployment rate diverged well below the national average and in June 2018 sits at 4% – below the national average of 4.44%. As the rebuild eases, it is expected that the unemployment rate will converge with the national average.

Retail sales growth



Source: Statistics New Zealand, ChristchurchNZ

Latest data point: March 2018

Retail sales in Canterbury have been easing for the past year and a half, with growth rates continuing to follow this trend in the March 2018 quarter. The period of high growth after 2010 may have been driven by migrants forming new households, retail sales of building products and general economic confidence resulting from strong business and employment opportunities. In the year to March, the value of retail sales in the region increased by 2.5%, compared to growth of 4% nationally.

Integrated regional transport planning and infrastructure investment

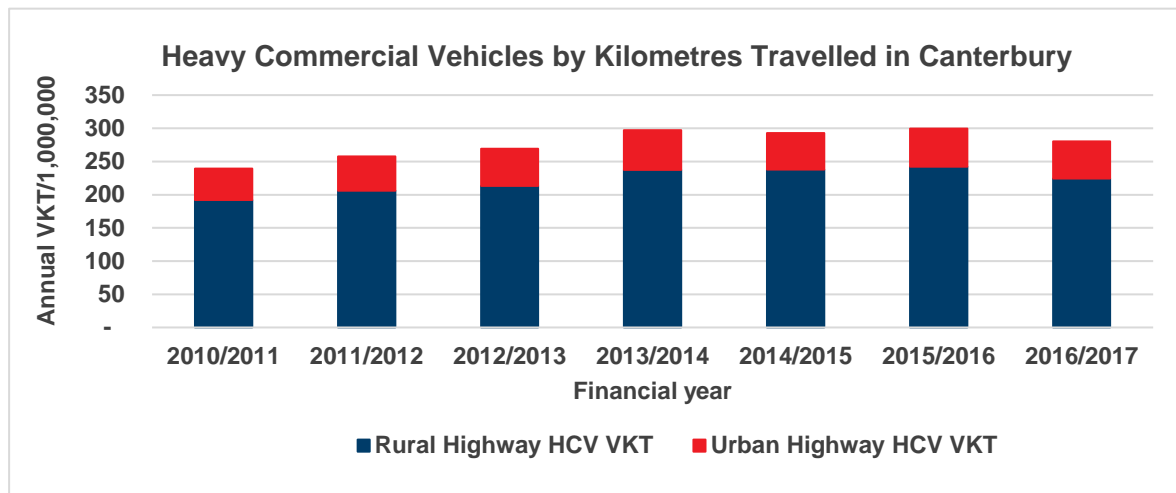
Objective

Integrated transport planning across modes (air, rail, shipping and road transport) that:

- *prioritises a resilient transport network*
- *enables the efficient movement of people and freight into, out of and within the Canterbury region*
- *improves social connectedness and wellbeing, supports visitor strategies and improves road safety.*

Heavy commercial vehicles by kilometres travelled in Canterbury

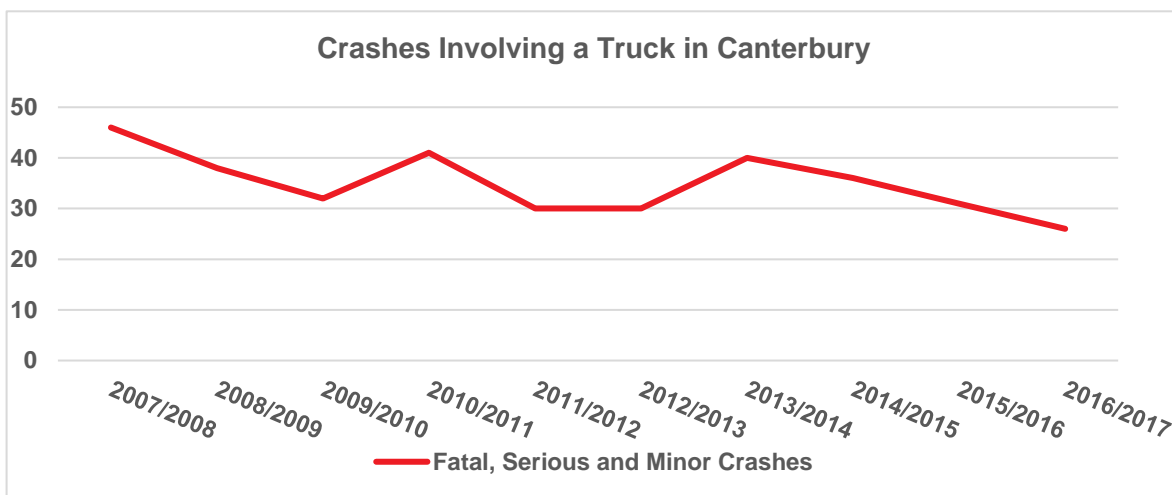
The following graph (page 7) shows all the heavy vehicles that have travelled across the highway/road network within Canterbury. This includes travel by any heavy vehicle over 3.5 tonnes, such as combination heavy vehicle, buses, coaches and light trucks. When comparing the financial year of 2015/2016 with 2016/2017 we can see a fall in the level of activity of 6%. The impacts of the Canterbury earthquakes and rebuild activity are likely reflected in the sharp growth from 2011/2012 and therefore the negative growth seen of late may be attributed to the easing back of rebuild activity.



Source: NZ Transport Agency, ChristchurchNZ

Latest data point: 2017

Crashes involving a truck in Canterbury

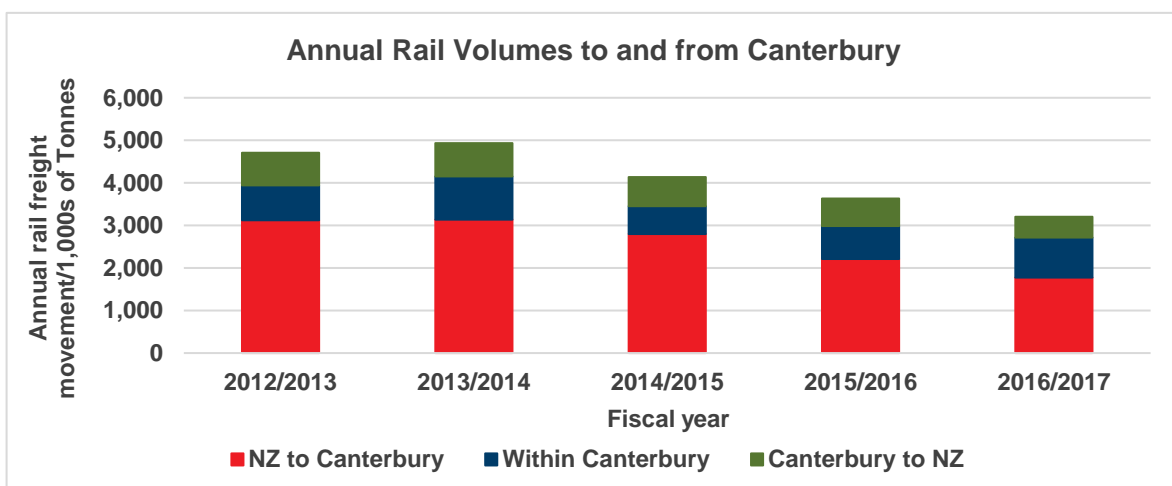


Source: Transport Agency Data (CAS)

Latest data point: 2017

Crashes involving a truck as the main contributing factor in a crash in Canterbury have declined by 16% between the financial years of 2015/16 and 2016/17.

Annual rail volumes to and from Canterbury

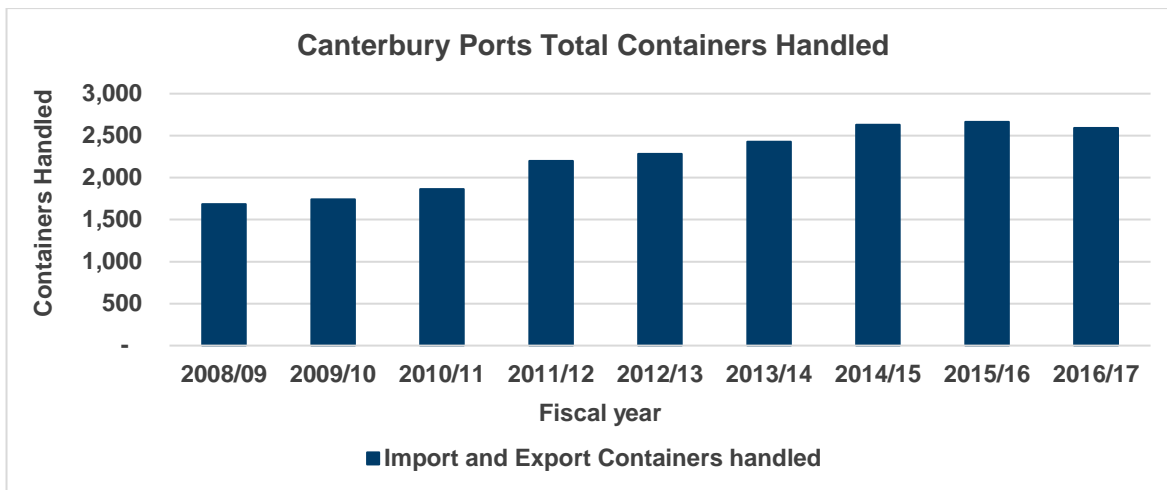


Source: Ministry of Transport

Latest data point: 2017

Annual rail freight in tonnes to and from Canterbury has been showing consistent decline since the financial year 2013/14. The fall can be considered a result, in part, of the decline in coal volumes in recent years.

Canterbury ports total containers handled

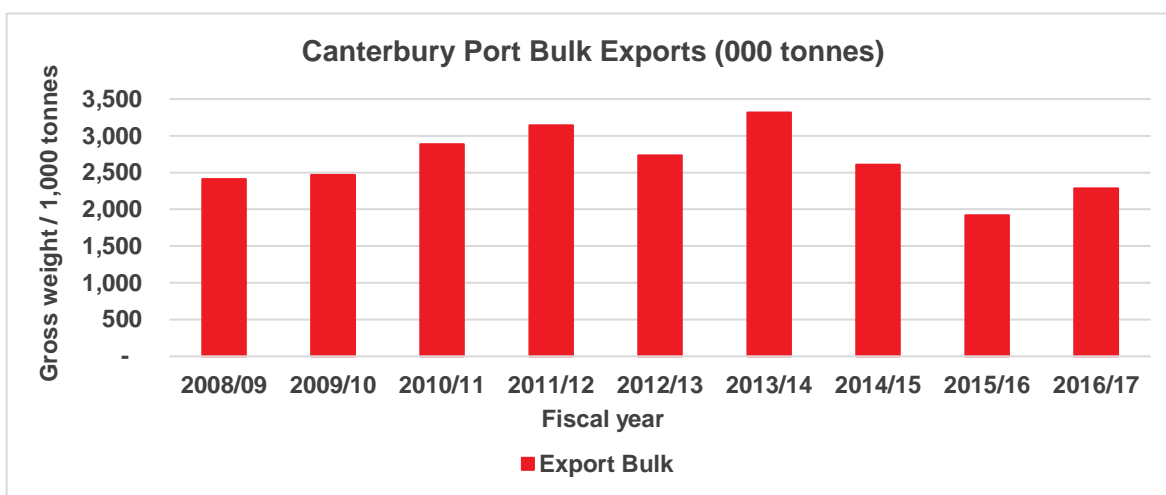


Source: Ministry of Transport

latest point: 2017

The above graph illustrates all containers (twenty-foot equivalent unit) handled by financial year. This includes both exports and imports. Following some consistent growth between 2010/11 and 2014/15 the most recent financial year saw a decrease in containers handled of 3%, suggesting that this activity is beginning to level out.

Canterbury ports bulk exports



Source: Ministry of Transport

latest point: 2017

This annual data shows all bulk exports from Canterbury ports. The patterns of trade are influenced by a number of factors such as international prices and availability of commodities which impact on volumes. Between the financial years 2015/16 and 2016/17, Canterbury bulk exports increased by 19%.

Digital connectivity: Extension and uptake of broadband in rural areas

Objective

A fully connected Canterbury – so the whole region can achieve the best possible results in health, education, social connectedness, economic growth and the environment.

Mapping remaining gaps in mobile and broadband coverage and Mobile Black Spots is an accelerator project for 2017/18. The project will proceed in three stages:

- identifying and GIS mapping coverage gaps
- analysing these gaps for economic and social significance
- advocacy with the telecommunications sector to find solutions.

Mapping of coverage is scheduled for completion by the end of September 2018 and will be reported in the February 2019 indicators report.

Freshwater management and water infrastructure

Objective

Development of water infrastructure and environmental restoration initiatives achieve the Canterbury Water Management Strategy vision: To enable present and future generations to gain the greatest social, economic, recreational and cultural benefits from our water resources within an environmentally sustainable framework.

Water Quality Index: Canterbury rivers and streams

A Water Quality Index is used to summarise physical and chemical water quality for river and stream sites in Canterbury, as an indicator of overall water quality. This indicator is unchanged since the August 2017 *Economic Indicators Report*. New data will become available in September 2018, which we will report in February 2019.

Water quality in the high country

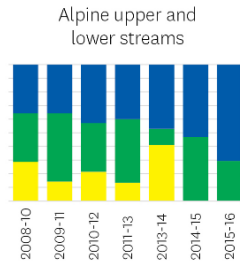
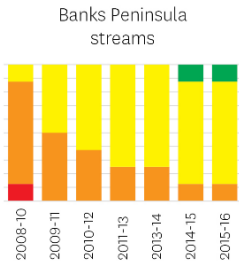
- Water quality in the high country is variable among river types, predominantly influenced by sediment input and associated contaminants.
- Hill-fed streams may be hampered by the variable quality of inflowing spring-fed tributaries or fluxes of contaminant sources during high flows.
- Alpine and hill-sourced rivers are generally less impacted by contamination sources due to a large volume of flow originating from high up in the catchment.

Water quality in lowland areas

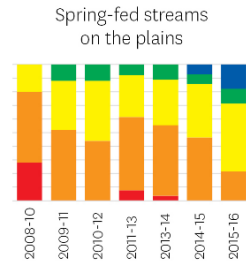
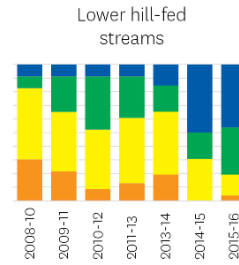
- Water quality in lowland areas is typically poorer than in high-country areas, generally because of the greater intensity of land use in the warmer, flat low country.
- An additional factor is the accumulation of contaminants in groundwater, which re-emerge in lowland streams.

- Spring-fed streams tend to meander through farms and are susceptible to both localised and diffuse contaminant sources. These streams show the greatest variation in water quality.

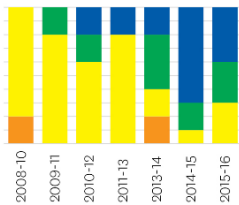
High country and foothill streams



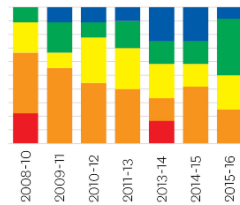
Lowland streams



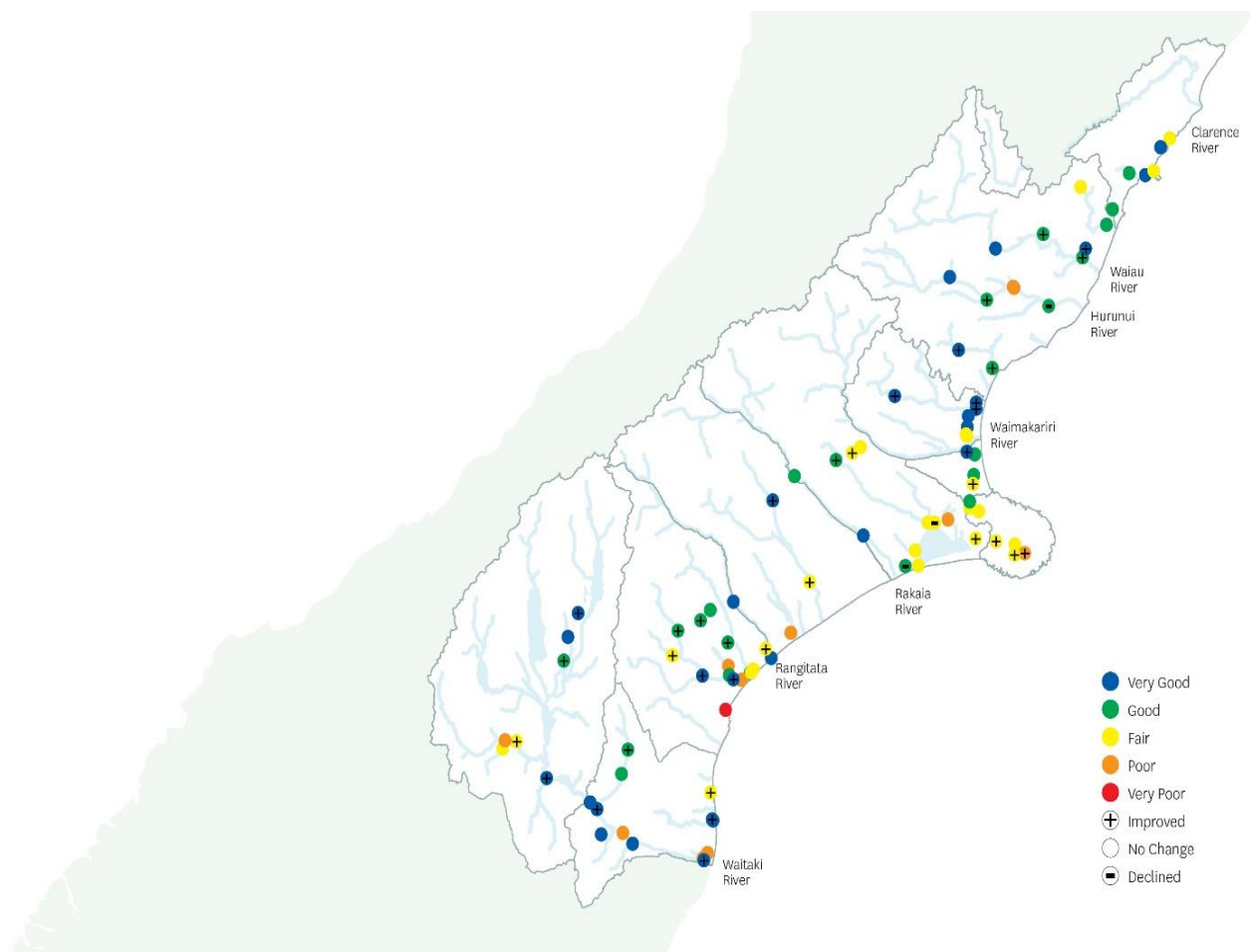
Upper hill-fed streams



Spring-fed upland and basin streams



Water quality across the region



Progress on limits to manage land use for water quality outcomes

Progress on the Canterbury Land and Water Regional Plan (LWRP)

Environment Canterbury works with zone committees and communities to translate agreed priority outcomes and values into resource management plans. We have made significant progress in setting environmental limits on land use through the LWRP and ongoing work on sub-regional plans. The planning framework is summarised in the 2017 *Canterbury Water Management Strategy Progress Report*.¹

- A LWRP was first notified in 2012 and the final parts of it became operative in February 2017.
- Plan Change 4, an Omnibus Plan Change to the LWRP, became operative in March 2017.
- Part A of Plan Change 5 revises the regional-level approach to farm nutrient management and incorporates nutrient discharge limits based on industry-agreed Good Management Practices. Council adopted the decision of the independent hearings panel in June 2017. This decision is currently under appeal.
- A further omnibus Plan Change will be notified in mid-2019 to ensure the LWRP is responsive to new directives from central government, emerging environmental issues and other strategic priorities of the regional council.

Progress on sub-regional plans

Progress in each of the 10 zones is summarised in the table that follows.

Zone	Zone Committee is developing and agreeing a draft solution package	Zone Committee is consulting with the community	Zone Committee is developing a targeted Plan change	Submissions, independent hearings and appeals	Plan Change operative
Kaikōura			Anticipated 2026		
Hurunui-Waiiau	→		To be notified in late 2018		
Waimakariri	→	Sep 2018	To be notified mid-2019		
Christchurch-West Melton	→		Anticipated 2022		
Selwyn-Waihora					1 Feb 2016 (Plan Change 1)
Wairewa					1 Feb 2017 (Plan Change 6)
Ashburton to Rakaia	→		Anticipated 2022		
Hinds Plains					1 June 2018 (Plan Change 2)

¹ <https://www.ecan.govt.nz/your-region/your-environment/water/measuring-progress/>. The LWRP is available online at <https://www.ecan.govt.nz/your-region/plans-strategies-and-bylaws/canterbury-land-and-water-regional-plan>

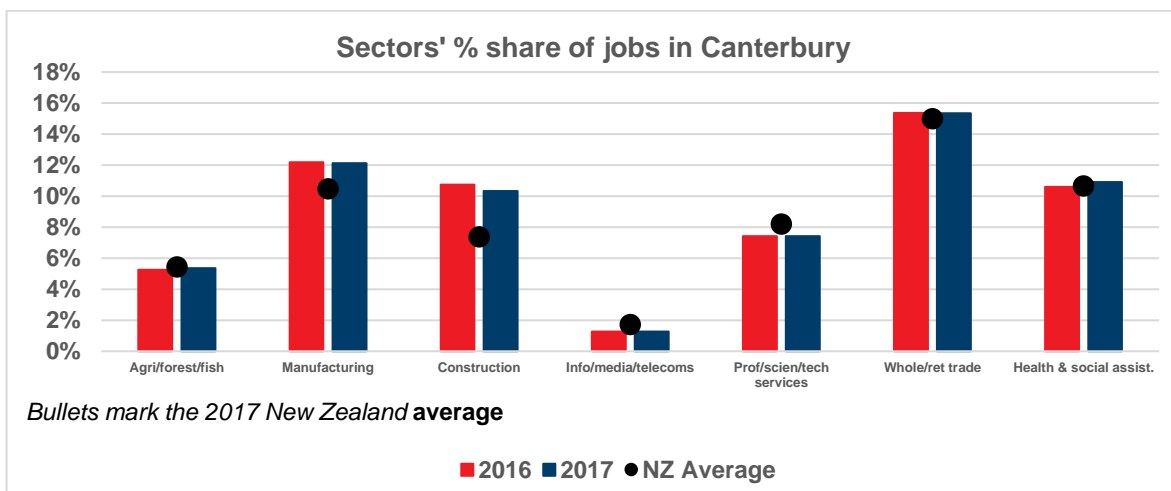
Zone	Zone Committee is developing and agreeing a draft solution package	Zone Committee is consulting with the community	Zone Committee is developing a targeted Plan change	Submissions, independent hearings and appeals	Plan Change operative
Orari-Temuka-Opihi-Pareora	→	Dec 2017 to finalise late 2018	To be notified mid-2019		
South Coastal Canterbury	→				1 Sep 2017 (Plan Change 3)
Waitaki	→			Under appeal (Plan Change 5, Part B)	

Value-added production

Objective

Planning and consenting processes, and infrastructure managed by local government, enable value-added production in Canterbury.

Jobs by sector in Canterbury



Source: Statistics New Zealand, ChristchurchNZ

Latest data point: 2017

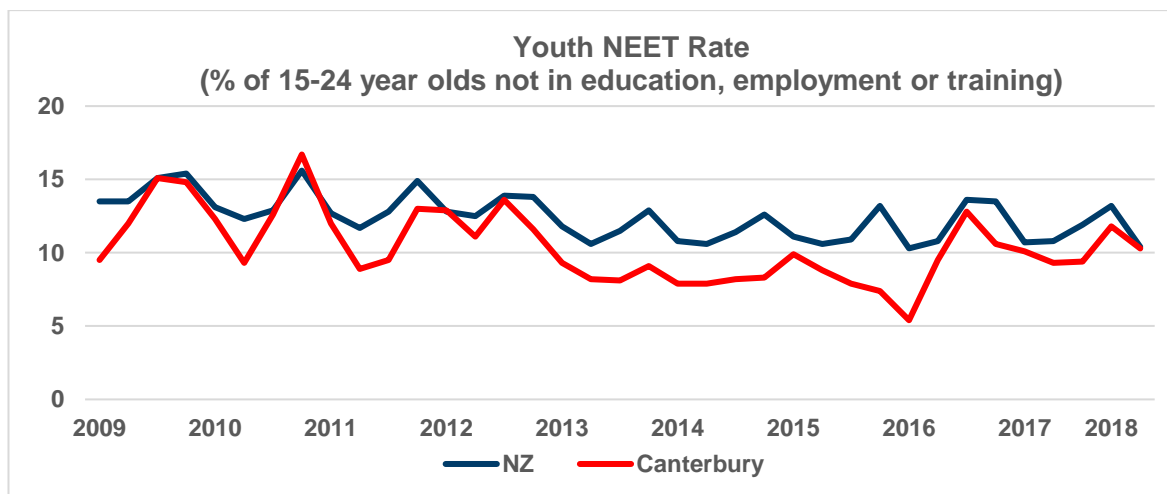
Canterbury has a higher proportion of its workforce involved in manufacturing and construction than New Zealand overall. The region also has a lower proportion of its workforce participating in information, media, and telecommunications; and professional, scientific and technical services than New Zealand overall. However, over the next few years this sector mix of jobs is likely to change. As the rebuild eases back, some construction workers will transition into other sectors and the new supply of office and commercial space will allow for growth in services industries.

Education and training for a skilled workforce

Objectives

- *Business, education and local government sectors are aligned, working together to make Canterbury a great place to study, live and work*
- *Canterbury has an appropriately skilled and educated workforce*
- *Education and training institutions deliver an integrated education programme that maximises benefits to the institutions and to Canterbury.*

Youth not in education, employment or training

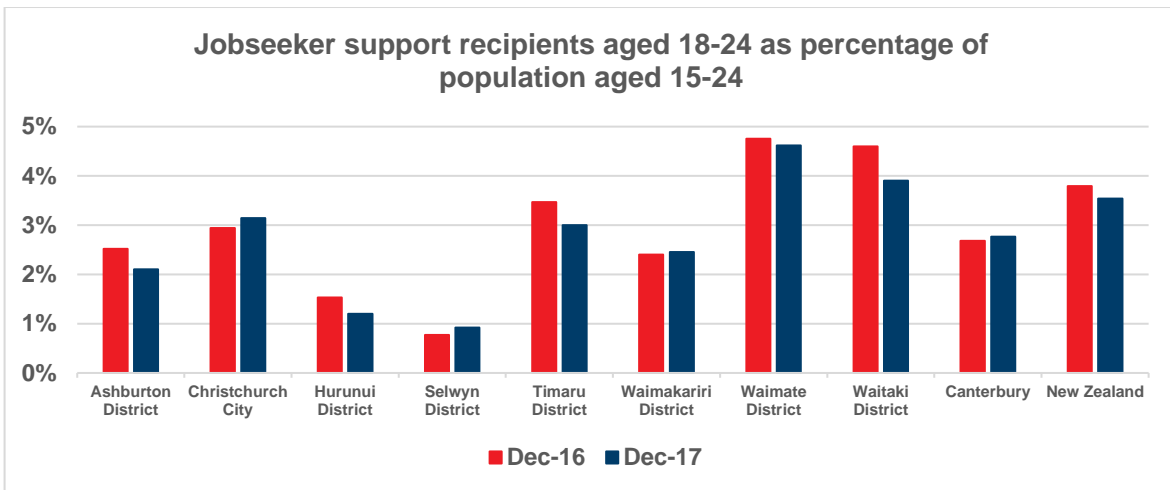


Source: Statistics New Zealand

Latest data point: June 2018

Strong demand for unskilled workers in the rebuild pushed the youth not in employment, education or training (NEET) rate well below the national average. However, as the rebuild eases, employment opportunities will also ease as evidenced by the convergence of the regional and national NEET rate. Canterbury's June 2018 NEET rate is 10.3%, only slightly below the national average of 10.4%. The NEET rate is a composite number drawn from a number of data sources. It should be seen as indicative, rather than an absolutely accurate measure of youth not in education, employment or training.

Jobseeker support recipients aged 18–24 years

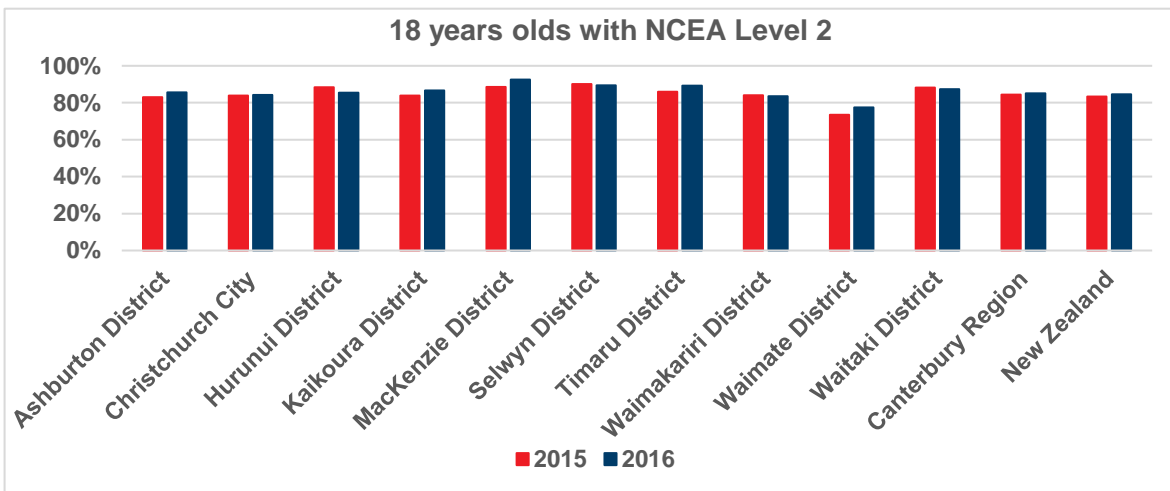


Source: Statistics New Zealand, MSD, ChristchurchNZ

Latest data point: December 2017

Canterbury has a lower proportion of young jobseeker support recipients than the national average. Waimate and Waitaki Districts feature the highest proportion of young jobseeker support recipients in the region. However, compared with the previous year these districts have seen a decrease in the number of jobseeker support recipients. This indicator is based on the number of jobseeker support recipients (work ready and health or disability) aged 18–24 in the year to June. Kaikōura and Mackenzie figures are suppressed to maintain confidentiality.

18-year olds with NCEA Level 2

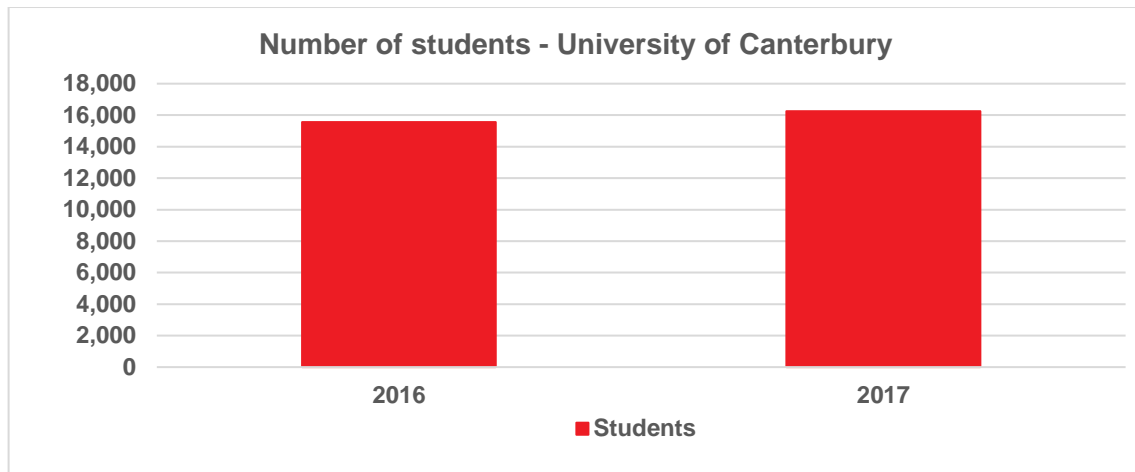


Source: Education Counts

Latest data point: academic year 2016

Canterbury is slightly ahead of the national proportion of 18-year olds with NCEA level 2. Within Canterbury, the proportion of 18-year olds with NCEA level 2 is highest in Mackenzie, Selwyn, Timaru and Waitaki. The greatest improvements between 2015 and 2016 were recorded in Mackenzie, Waimate, Kaikōura and Ashburton. Waimate was the only area with achievement below the national average. (2017 data is not yet available).

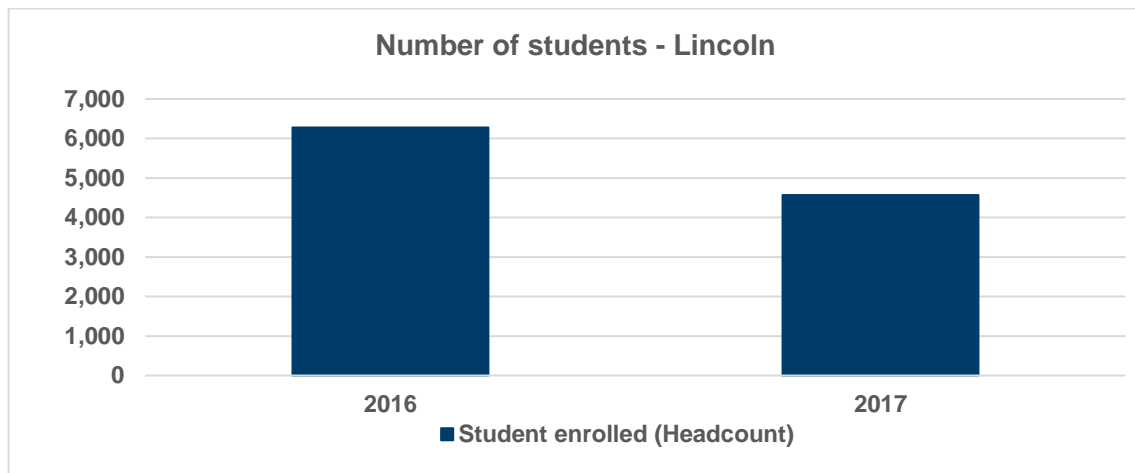
Tertiary enrolments



Source: UC Annual Report

Latest data point: academic year 2017

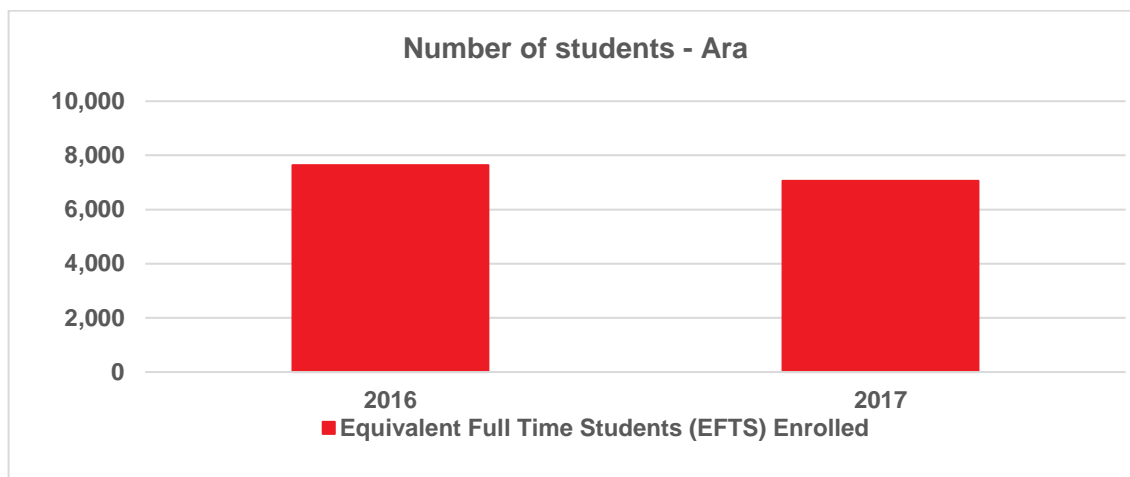
Enrolments at Canterbury University have recovered following significant post-earthquake decline in enrolments.



Source: Lincoln Annual Report

Latest data point: academic year 2017

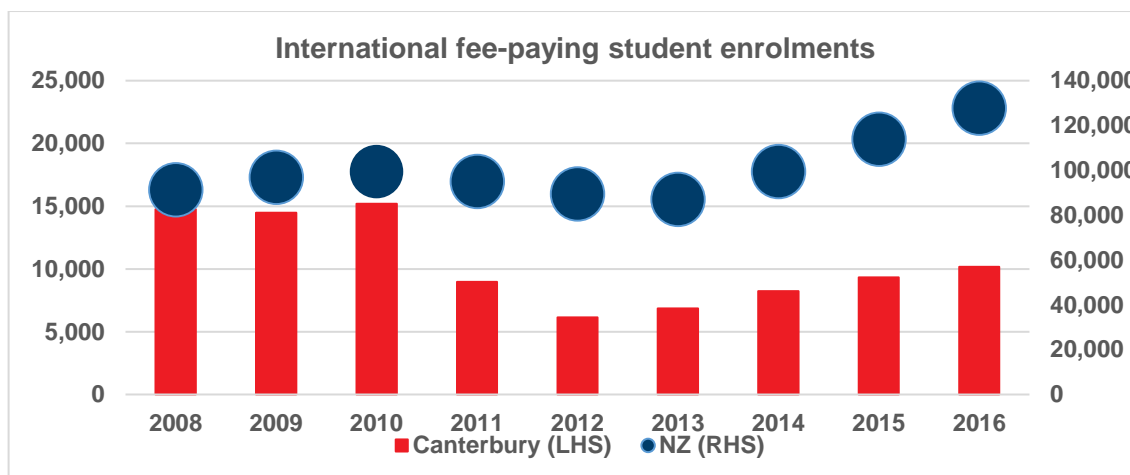
Enrolments at Lincoln University have decreased 23% between 2016 and 2017. This fall may be explained by the administrative transfer of the Telford Campus at Lincoln University to The Taratahi Institute of Agriculture in Masterton that occurred in mid-2017. The transfer was publicly announced in 2016 and as a result only a limited number of courses were offered at Telford campus, impacting on total student enrolments in 2017.



Source: Ara Annual Report

Latest data point: academic year 2017

In 2017 there was a fall of 8% for enrolments at Ara. Between 2016 and 2017 there was a notable decrease in enrolments of international students and foundation level provision to domestic students through SAC level 1-2 and Youth Guarantee. A range of wider trends may have influenced domestic enrolments. Within the Ara catchment, there is a declining number of school leavers and overall these leavers are achieving higher levels of NCEA qualification. This trend means there is a reduced demand for Ara foundation-level provision aimed at younger people with a lower level foundation background and an overall smaller number of school leavers going on to tertiary education.



Source: Education Counts

Latest data point: June 2016

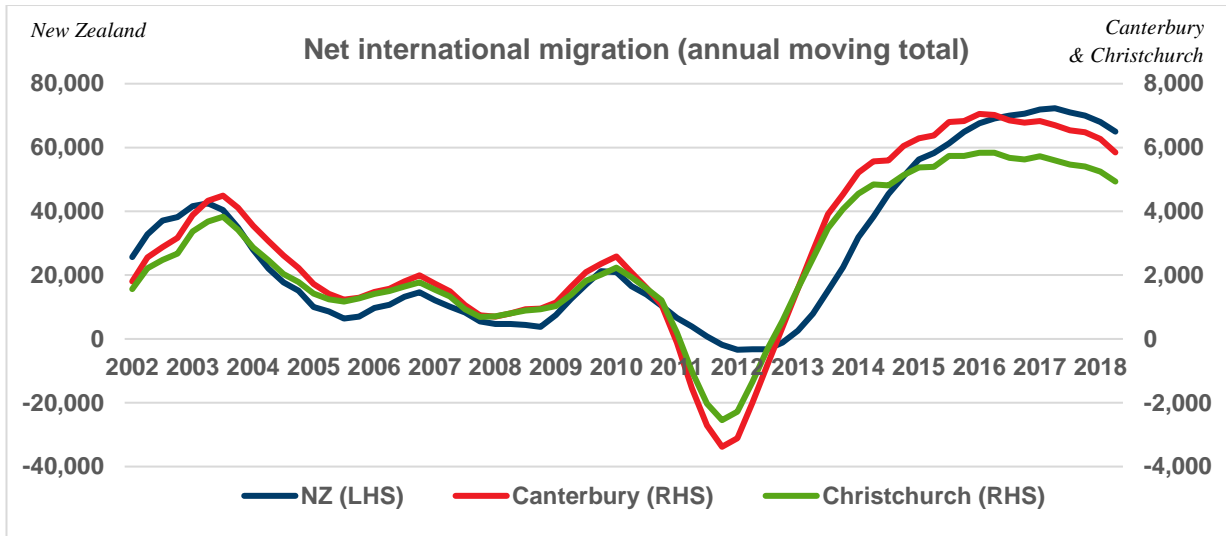
International student numbers in Canterbury unsurprisingly declined immediately after the earthquakes. But international student enrolments are now growing strongly. Changes to immigration settings will, however, affect post-study work rights for international students and as a result are likely to negatively impact the number of international fee-paying student enrolments in the years following 2017.

Newcomer and migrant settlement

Objective

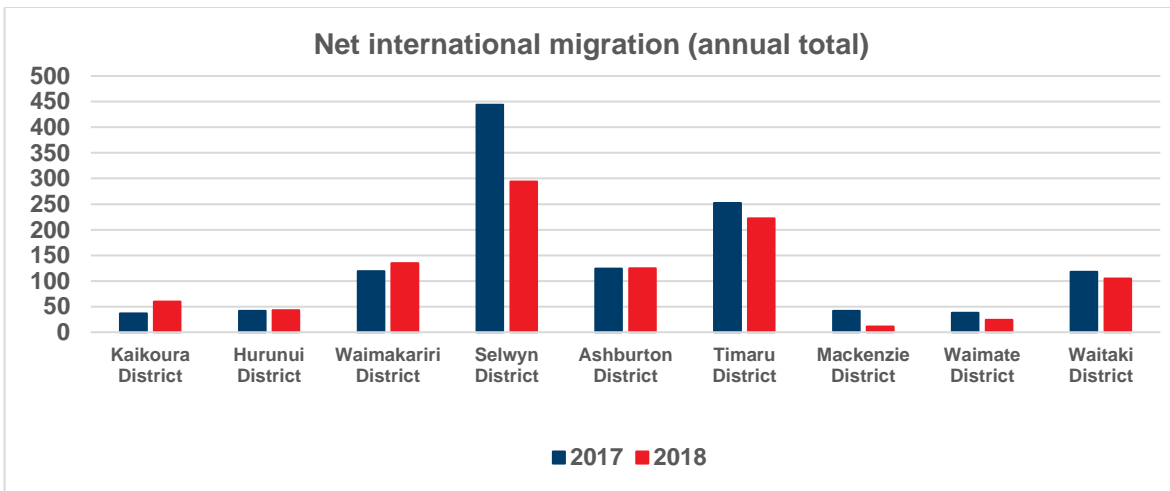
Skilled workers, cohesive communities: newcomers and migrants are attracted to Canterbury and feel welcomed and supported to settle quickly and well, contribute in the workforce and call Canterbury home.

Net international migration



Source: Statistics New Zealand, ChristchurchNZ Latest data point: June 2018

Net international migration to Canterbury has been a crucial element of the rebuild effort. Recent inflows have still been very high. These migrants have added vital skills and experience to Canterbury’s labour force. Over the long term it seems likely that global competition for people/skills will only intensify, making people attraction a crucial focus for regional economic development in Canterbury.



Source: Statistics New Zealand Latest data point: June 2018

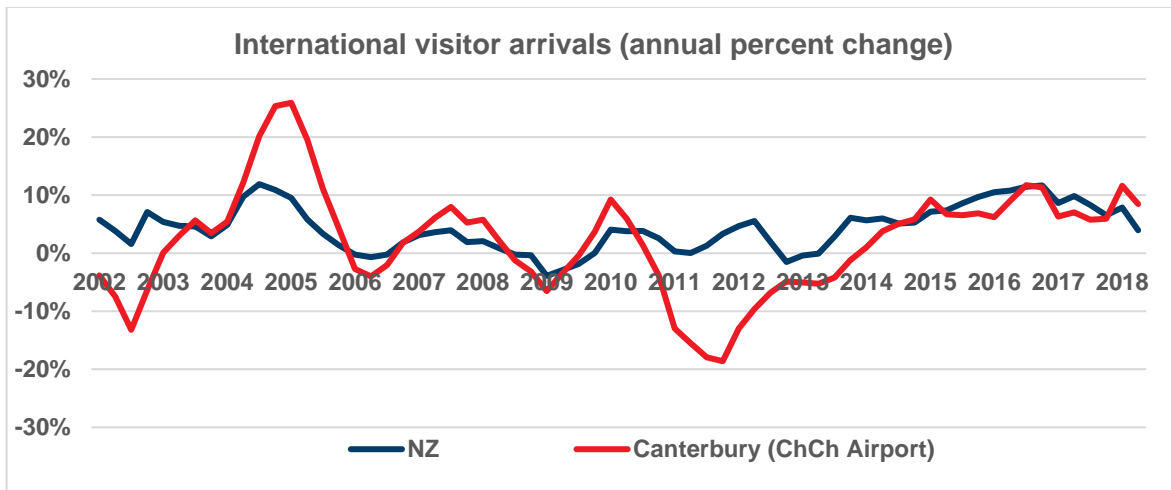
Christchurch is excluded from the chart above due to the high volume of international migrants to Christchurch relative to other Canterbury districts. The Mackenzie district has experienced the greatest decrease in levels of net migration whereas the Kaikōura district has experienced the greatest growth.

Regional visitor strategy

Objective

Grow sustainable tourism that focuses on the high-end market, encourages a wider seasonal ‘spread’, disperses visitors across the region and South Island, and keeps them here longer.

International visitor arrivals

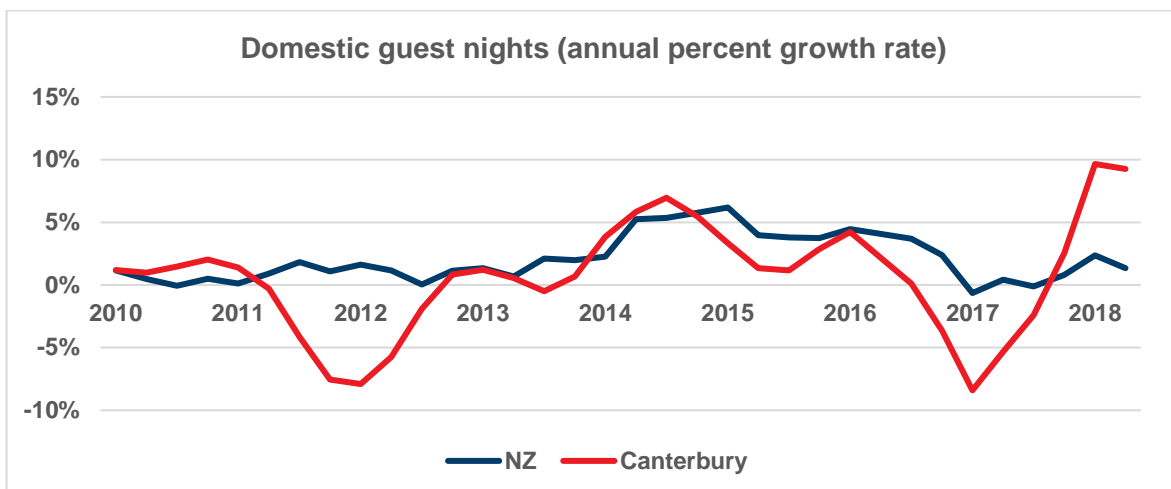


Source: Statistics New Zealand, ChristchurchNZ

Latest data point: June 2018

Again, the earthquakes had a serious adverse effect on inbound tourism to the Canterbury region. But it is now clear that the visitor sector in the region has recovered. Growth in international visitor arrivals to the region has been variable, but broadly consistent with the New Zealand growth rate.

Domestic guest nights



Source: Statistics New Zealand, ChristchurchNZ

Latest data point: June 2018

Growth in domestic guest nights across New Zealand has eased throughout 2017 but appears to be making a recovery in 2018. When considering the change over the last 12 months domestic guest nights are performing well for the region. Total guest nights have increased by 9.7% year ended June 2018 compared to year ended June 2017. International guest nights increased over this period by 10.1% and domestic guest nights by 9.3%.

Canterbury Mayoral Forum

<http://canterburymayors.org.nz/>

Email: secretariat@canterburymayors.org.nz

August 2018

Date: 7 September 2018

Presented by: Steve Lowndes, Environment Canterbury

Canterbury Water Management Strategy update

Purpose

1. This paper provides the Canterbury Mayoral Forum with an update on region-wide progress during May–August 2018 towards implementing the Canterbury Water Management Strategy (CWMS).

Recommendations

That the Canterbury Mayoral Forum:

1. **note that on 23 August 2018, the Canterbury Regional Council appointed Dr Hugh Logan to the role of Regional Water Management Committee Chair.**

Key points

2. The CWMS committees are all working on specific priorities, with a variety of practical projects underway.
3. There is no shortage of water-related events to attend and publications to read. Water remains a highly important topic for our region and our nation.

Regional and Zone Committee updates

4. Zone managers, facilitators and staff in territorial authorities have summarised the current focus for the CWMS Zone and Regional Committees. The table is included in Appendix 1.

Fit for the future project

5. At its last meeting, the Canterbury Mayoral Forum agreed to sponsor a project to ensure the CWMS is fit for the future needs of the region. Work is now underway.
 - A Goals Working Group and six task groups have been set up to support the Regional Committee to develop advice on 2025 and 2030 goals for each of the ten CWMS target areas. The groups bring together a mix of council, Ngāi Tahu, industry and NGO perspectives.
 - The Goals Working Group provides co-ordinated advice to the Regional Committee and first met on 25 July 2018. The Task Group workshops took place in August 2018 where they each began to develop draft goals (for one or more target areas).

- Engagement on the draft goals will occur following a second Goals Working Group in September 2018 – with Zone Committees, Ngāi Tahu, community groups and industry stakeholders.
- A second round of workshops with the task Groups to refine draft goals and measures and identify actions and resources needed for delivery will take place later in the year.
- Environment Canterbury is providing project management and analytical support. A Project Steering Group is providing project oversight and comprises the Canterbury territorial authorities and Environment Canterbury.
- Final advice is due with the Canterbury Mayoral Forum by April 2019.

Environment Canterbury updates

6. Environment Canterbury adopted its Long-Term Plan 2018–28 on 21 June 2018. The strategic direction for the CWMS portfolio (now renamed **Freshwater Management**) reflects the current stage of the CWMS, builds on the now well-established social, collaborative and regulatory frameworks and shifts the Freshwater Management focus towards implementation or action on the ground.
7. There are now six programmes in the Freshwater Management Portfolio:
 - CWMS (Canterbury Water Management Strategy) Facilitation
 - Environmental Monitoring and Progress Reporting
 - Resource Management Act Water Framework
 - Zone and Regional Delivery
 - Regional Water Infrastructure Support
 - Te Waihora Restoration.
8. For Freshwater Management, this includes continued support for the adoption of Good Management Practice (GMP) to help achieve rural water resource targets and includes resourcing three Cultural Land Management Advisors, two Land Management Advisors and further support for the Farm Auditing Programme. Additional resourcing for monitoring river flows and periphyton has also been included.
9. The overall expenditure in the portfolio increases by \$142,000 in 2018–19, \$597,000 in 2019–20 and \$217,000 in 2020–21, reflecting a greater commitment to resourcing projects under Zone and Regional Delivery. Support for these new activities has been achieved through a combination of savings in other areas, the reprioritisation of resources across programmes and the reallocation of existing budgets.
10. Environment Canterbury has initiated a **fish screen compliance monitoring campaign** for 2018–19, beginning with a pilot to ensure the programme is cost effective and that officers are fully trained and prepared. Fish screens are required wherever a water take could impact fish. There are currently around 14,000 consents to abstract water from our rivers in Canterbury.

11. Environment Canterbury is working with the Christchurch City Council and the Banks Peninsula Zone Committee to **integrate new 2018 National Forestry Standards into local plans and rules**. The unique nature of Banks Peninsula will help councils determine how to implement the new rules.
12. At the Environment Canterbury Council meeting on 22 June 2018, **Dr Andy Pearce was awarded the Outstanding Contribution Award** in recognition of his contribution to natural resource management in Canterbury and New Zealand, including his chairing of the Regional Water Management Committee and leadership of the early stages of the Canterbury Strategic Water Study. With Dr Andy Pearce's departure from the role of Regional Water Management Committee Chair, the Canterbury Regional Council appointed **Dr Hugh Logan** to the role at its meeting on 23 August 2018. Members of the Canterbury Mayoral Forum were consulted with prior to this appointment.
13. Environment Canterbury, along with other regional councils in the regional sector, **endorsed the Good Farming Practice Action Plan for Water Quality** launched by Ministers at Field days in June 2018. The Action Plan provides national impetus for improvement – different regions are at different stages of improved environmental performance. We have now had a parallel conversation with the Minister of Agriculture, Hon Damien O'Connor, in Canterbury in July 2018.
14. Environment Canterbury's **communications campaign to introduce 'the toughest rules around farming' won the Marketing Communication PR award at the Public Relations Institute of New Zealand (PRINZ) Awards** in May 2018. The campaign was focused on introducing a series of new rules aimed at improving water quality across the region. Between February 2017 and January 2018, 92 per cent of the 1,000 farmers targeted had taken the required action.
15. **The Hinds Plan Change, Plan Change 2 to the Land and Water Regional Plan, was made operative on 1 June 2018**. The Plan Change sets limits, targets, timeframes and additional policies and rules on water quantity and quality in the Hinds/Hekeao Plains area.

Meetings and events

16. The following table summarises issues arising at recent meetings and events.

Date/Location	Event	Relevance to CWMS/Event summary
15–17 July Christchurch	Local Government New Zealand (LGNZ) Annual Conference	Theme: We are firmly focused on the future: Future-proofing for a prosperous and vibrant New Zealand. The conference did not contain much of substance on or for water management on the Canterbury Plains. There was considerable discussion on the 3 Waters Reviews and its implications.
1–2 August Auckland	Green Light or Light Green? The Government's environmental reforms. Environmental Defence Society (EDS) Conference	The theme for the conference was whether to replace or reform the Resource Management Act, with attendees largely supporting reform rather than starting afresh. There was some focus on the economy as a wholly owned subsidiary of the environment, and the need to prioritise environmental bottom lines rather than the continued

Date/Location	Event	Relevance to CWMS/Event summary
		balancing of environmental and economic outcomes.
19–21 September 2018 Hamilton	Water New Zealand Conference and Expo	Water NZ's 60 th conference will include a celebration of history and forward-looking action. Brings together 3 waters professionals to share experiences and knowledge.
10-14 December 2018 Nelson	New Zealand Freshwater Sciences Society Conference	The Society celebrates its 50 th annual conference. The theme of the conference is <i>Ka mua, ka muri: Looking back, moving forward.</i>

National initiatives

17. The Minister for the Environment is considering a range of matters to progress his priority water management areas (improving water quality, providing better protection of wetlands, addressing estuaries and sediment). These include:
- considering a range of national freshwater management instruments, including amendments to the National Policy Statement Freshwater Management (NPSFM) and possible National Environmental Standards on Ecological Flows and allocation (potentially for both water quantity and nutrients). It is not yet clear what these might involve.
 - identifying 'at-risk' catchments – central government and regional council officials are working together to identify these. Regional councils will then need to provide an evaluation of what is being done to address the issues causing the decline in these 'at-risk' catchments.
18. Regional councils have also recently reviewed their capability and capacity to address erosion/sediment issues. There is a strong link between councils' sediment work and the Government's 'One billion trees' programme. Regional councils have been working with the Ministry for Primary Industries (MPI) to develop a coherent and co-ordinated approach but the available central government funding is less than anticipated. This places greater weight on a strong and coherent regional government position to get the most benefit from the funding.
19. Regional councils are also working with the Ministry for the Environment (MfE) and MPI to identify work required to meet regional and national 'swimmability' targets. All draft targets were reported to MfE by 31 March 2018 and need to be finalised by 31 December 2018.
20. In addition, councils have argued to the Minister that further work is required in a number of areas:
- seasonality should be considered when determining the long-term grading of contact recreation
 - there is a disconnect between the NPSFM 'swimming' targets and the need to manage public health warnings
 - freshwater microbiological guidelines used to manage contact recreation are in urgent need of review.

It is not clear what priority central government is putting on these issues.

21. LGNZ has sought feedback from councils on various aspects of the Government's three waters review (**agenda item 4**).

Appendix 1: Zone Committee focus – overview as at 31 July 2018

CWMS Committee	Focus of the Zone Committee Work Programme	Highlights of practical work underway
Kaikōura	<p>Earthquake Recovery: The Kaikōura Earthquake and getting practical projects underway</p>	<p>Managing, monitoring and reporting of earthquake-related consents and emergency actions under the Order of Council, and practical checking of septic tanks</p> <p>Remediation planning for past Immediate Steps biodiversity projects</p> <p>Work progressing on three scientific surveys: Clarence weed survey; Lyell Creek NIWA science study and the KK Plains Recovery Project. All projects have several stakeholders and co-funders including government departments, farmers, Kaikōura District Council, Environment Canterbury and industry.</p>
Hurunui-Waiiau	<p>Minimum Flows: Implementing the minimum flow rates in Hurunui and Waiiau Rivers</p> <p>Implementation: A significant environmental enhancement package from Amuri Irrigation Scheme</p> <p>Good Management Practice: Work underway to develop a targeted plan change to permit dryland farming</p> <p>Revising the Zone Committee Work Programme</p>	<p>Ensuring irrigation companies complete Farm Environment Plan audits</p> <p>Hurunui District LandCare Group is developing information on Good Management Practice</p> <p>Consultation underway for a plan change to fix the 10% rule to enable dryland farmers continuity</p> <p>Revising Milestones: Building on what has already been achieved in the zone and recognising there is significant scope for more to be done. A new management structure has been put in place for the North Canterbury Zone teams. This will result in more direct support for Hurunui Waiiau with the appointment of a locally based Hurunui Waiiau Zone Lead and a North Canterbury Delivery Manager</p>
Waimakariri	<p>RMA Planning: ZIP addendum forming the basis of water quality and quantity limits for the sub-regional plan.</p> <p>Practical actions: Implementing the Waimakariri Land and Water Solutions Programme.</p>	<p>Community engagement underway to help determine an approach to reduce nutrient losses over the next decades. RMA plan due for notification mid-2019</p> <p>Practical projects in the Ashley/Rakahuri River, Kaiapoi River/Silverstream catchments, and coastal lowlands incorporating Tūhaitara Coastal Park</p> <p>Working with farmers towards Good Management Practices, including communications campaign to encourage priority farms in Waimakariri's red and orange nutrient allocation zones to get a land use consent to farm</p>
Christchurch-West Melton	<p>Stormwater: Stormwater and associated behaviour change issues</p> <p>Working with neighbouring zone: Contributing to Waimakariri Zone Committee's work on nutrient loads</p>	<p>Committee recommended that the Christchurch City Council and Environment Canterbury discuss actions to reduce copper contamination in urban waterways with Central Government as the most effective way to make progress</p> <p>Attending and supporting community events to raise awareness about stormwater quality and the behaviour changes needed. Examples include the Avon Ōtākaro Network's rain garden exemplar site, and the University of Canterbury's development of the 'Storminator' – treating metal contaminants from roof stormwater runoff</p>

CWMS Committee	Focus of the Zone Committee Work Programme	Highlights of practical work underway
Banks Peninsula	<p>Forestry Impacts: Considering options and actions related to increasing concerns about the significant risk that forestry poses to waterways</p> <p>Whaka-ora Healthy Harbour: Working to restore the cultural and ecological health of Whakaraupō/ Lyttelton Harbour</p>	<p>Working on the implementation of the new National Environmental Standards (NES) for Plantation Forestry which came into effect on 1 May 2018, including setting clear expectations and guidance for industry on deliverables and consent requirements, and assessing whether changes are needed to the Land and Water Regional Plan.</p> <p>Supporting Beef and Lamb NZ with two Farm Environment Plan workshops that help farmers recognise opportunities to improve profitability while protecting their farm environment using good management practice</p>
Selwyn-Waihora	<p>Farming at GMP: Supporting farmers to achieve good management practice and Mahinga Kai outcomes</p> <p>Swimmable Selwyn at Coes Ford: Managing tributary impacts</p> <p>Biodiversity Projects: Coordination and partnership on projects</p>	<p>The Selwyn Waihora Zone Committee has recently reconfirmed the 10 key Outcomes to deliver on the ZIP Addendum in the zone with practical projects underway in each:</p> <ul style="list-style-type: none"> • a healthy Te Waihora (Whakaora Te Ahuriri, GMP, Wetland/wet pasture) • Healthy Lowland streams (Swimmable Selwyn @ Coes Ford, Cultural Landscape Values Management Area (CLVMA) and GMP, Kaituna Valley) • Hororata (Corridor restoration, wetlands and springs and mudfish protection through IMS projects) • Healthy Hill-fed Streams (GMP campaign 4, CLVMA and sediment control) • High Country (Sensitive lakes and wetlands/springs) • access to safe drinking water • Kaitiakitanga (CLVMA, Mahinga kai, Shed talks) • Biodiversity Protection (wetlands, springs and significant sites and collaboration with NGOs and community groups) • relationship, respect and leadership (Youth Zone Committee, and Community engagement) • Compliance Monitoring Programme (focusing on fish screens, water takes, GMP, and RSC)
Ashburton	<p>Implementing minimum flows: Looking at modelling results of Ashburton/Hakatere River flows to recommend implementation of minimum flows</p> <p>Environmental Infrastructure: Maintaining oversight for two projects as part of Solutions Package for the Hinds catchment</p> <p>Drainage and Food Protection: Focus on Hinds Drains and Carters Creek</p> <p>Farming at GMP: Visiting farms to advise on GMP.</p>	<p>Two new outcomes added to the work programme: 'Compliance' and 'community drinking water protection'</p> <p>New monitoring focus on Carters Creek catchment leading into Lake Hood</p> <p>Follow-up visits with Hinds farmers and those irrigating 50ha or more who require land use consent</p>

CWMS Committee	Focus of the Zone Committee Work Programme	Highlights of practical work underway
Orari-Temuka-Opihi-Pareora	RMA Planning: ZIP addendum forming the basis of water quality and quantity limits for the sub-regional plan	Improving Otupua-Saltwater Creek, providing a link between town and country. Advancing the Good Management Practices advocated by the rural industry alongside better stormwater protection within the city and improved septic tank and livestock management by smallholders
Upper Waitaki	Impacts of tourism on freshwater: Alignment with the district councils Biodiversity projects: Focus on Galaxids. Farming at GMP: Visiting farms to advise on GMP	Relationship building projects include engaging with the Mackenzie Report and its recommendations, exploring better alignment with the district councils, strengthening links with Tourism Waitaki, and alignment with the Geo Park proposal Bignose Galaxid monitoring at Greys Hill (including effects of drain clearance) Supporting the development of Farm Environment Plans and Good Management Practice visits to farms The SHiFT project is examining issues associated with sediment loss and hill farming Planning for summer campaign focused on managing the impacts of tourism on water quality
Lower Waitaki	Wainono Lagoon: Improving water quality and reducing sediment inflows to help restore the culturally significant resource Farming at GMP: Visiting farms to advise on GMP Projects: Collaborative restoration project to improve its water quality	Wainono lagoon projects continue; Committee looking at the implications of the Government's withdrawal of funding for the Hunter Downs Irrigations Scheme Open days with farmers and industry to help get consents in progress where required, Strengthening links with Tourism Waitaki improving water quality and land management in the upper Waihao catchment with the goal of achieving 90% of farms at GMP and 90% of farms completing Farm Environment Plans by 1 July 2019
Regional	Monitoring progress: Tracking the implementation of the CWMS across the Canterbury region Recreation and Amenity: Research project on recreational data CWMS Targets: Fit for Future Project	Regional Committee currently providing oversight of: <ul style="list-style-type: none"> • the introduction of Good Management Practice and the auditing of Farm Environment Plans • "swimmability" of rivers and lakes around the region including the use of the LAWA site for up-to-date information • commissioning of further research on the recreational use of rivers and lakes in the region • impact of the Government's withdrawal of funding for irrigation projects on the CWMS targets • considering whether the CWMS Targets are fit for the future

Date: 7 September 2018

Presented by: Steve Lowndes, Chair, Environment Canterbury

Representation on Environment Canterbury

Purpose

1. This paper updates the Mayoral Forum on the Environment Canterbury representation review and seeks support for Te Rūnanga o Ngāi Tahu and Environment Canterbury's joint proposal to secure permanent representation for Ngāi Tahu on the regional council.

Recommendations

That the Canterbury Mayoral Forum:

1. **agree to support Te Rūnanga o Ngāi Tahu and Environment Canterbury's joint proposal to secure permanent representation for Ngāi Tahu on the Canterbury Regional Council.**

Update on representation review

2. Under the Local Electoral Act 2001 (LEA) a local authority is required to undertake a representation review at least once every six years. In the case of the Canterbury Regional Council (Environment Canterbury), the Environment Canterbury (Transitional Governance Arrangements) Act 2016 requires Council to review its representation arrangements before the next local authority elections in 2019.
3. Council's initial proposal for representation arrangements was the subject of a public consultation process that concluded at the end of June 2018. After considering the submissions Council agreed amendments to its initial proposal as follows:
 - that the total number of members to be elected is 14, rather than 13
 - that the number of members to be elected by the electors of the South Canterbury-Ōtuhituhi Constituency is two, rather than one
 - that the name of one of the constituencies is Christchurch North East-Ōrei, rather than Christchurch North-Ōrei.
4. Council believes the final arrangements provide fair and effective representation to best serve its communities of interest. Submissions from across the region also support the final arrangements. The final proposal maintains Council's current electoral boundaries with the exception of Christchurch City, which change from one to four constituencies.

Securing permanent representation for Ngāi Tahu

5. The Environment Canterbury (Transitional Governance Arrangements) Act 2016 provides for two Councillors to be appointed on the recommendation of Te Rūnanga o Ngāi Tahu (Te Rūnanga). Councillors Elizabeth Cunningham and Iaeen Cranwell currently hold these positions. The transitional legislation expires in October 2019 when Environment Canterbury will return to the normal elected model under the LEA.
6. Continuing Ngāi Tahu representation, as mana whenua, on Environment Canterbury's governing body is a key pathway to ensure certainty that the values and concerns of mana whenua are given full expression in the Council's decision making and environmental work. Representation of mana whenua at governance level is the most effective way for a council to meet its statutory obligations under the Resource Management Act 1991 and the Local Government Act 2002.
7. The practical benefits of representation have been proven over the last eight years in Canterbury. These include greater efficiency in planning and consenting processes, reduced costs for both the Council and consent applicants, and improved enforcement decisions. In the time since Ngāi Tahu has been represented on Environment Canterbury, there have been no appeals from mana whenua to the Council's formal plan processes that have progressed to a Court hearing.
8. Ngāi Tahu is also a partner to the Canterbury Water Management Strategy (CWMS). Ngāi Tahu councillors have played a pivotal role in building the social capital and community ownership of solutions that underpin water and land management in Canterbury. The presence of Ngāi Tahu councillors has been significant, as they provide confidence to Papatipu Rūnanga and wider tribal members that their voice remains present at the Council decision-making level.
9. The best means to provide certainty is new legislation, and both Te Rūnanga and Environment Canterbury are working together to retain permanent Ngāi Tahu representation on the regional council. The most reliable way to achieve this is through a Local Bill, focused specifically around the needs and circumstances of Ngāi Tahu and Environment Canterbury.
10. On 24 August 2018, Te Rūnanga and Environment Canterbury co-authored a letter to the leaders of the Labour, Greens and National parties to inform them of the proposal to progress a Local Bill.
11. We seek the support of the Mayoral Forum for this work. The Forum's support will add weight to our proposal and show that mana whenua representation at the regional council level is supported across Canterbury.

Next steps

12. Work will continue to progress this initiative and secure support for new legislation through engaging with political parties and Canterbury Members of Parliament, and through commissioning expertise to finalise a draft Bill for lodgement before the end of 2018.

Date: 7 September 2018

Presented by: Jim Palmer – Chair, Chief Executives Forum

Chief Executives Forum report

Purpose

1. This paper:
 - reports on the work of the Chief Executives, Corporate, Operations and Policy Forums since May 2018
 - provides updates on implementation of the three-year work programme and Canterbury Regional Economic Development Strategy (CREDS) projects
 - provides a quarterly pipeline report of Canterbury applications to the Provincial Growth Fund (PGF).

Recommendations

That the Canterbury Mayoral Forum:

1. **receive the regional forums report**
2. **note progress in implementing the three-year work programme and the Canterbury Regional Economic Development Strategy**
3. **note expressions of interest and applications made to date from Canterbury to the Provincial Growth Fund.**

Chief Executives Forum

2. The Chief Executives Forum met on 6 August. Agenda items included:
 - discussion on 3 Waters, including receiving a stocktake report on 3 Waters management across Canterbury, and a draft next steps paper for the Mayoral Forum (**agenda item 4**)
 - an update on CREDS implementation, including updates on the three-year work programme, CREDS quarterly project report, and Canterbury applications to the Provincial Growth Fund (**agenda items 9a, 9b, 9c**).
 - a presentation on Transport, including updates on the CREDS Transport workstream and central government changes in transport policy as stated in the Government Policy Statement for Land Transport

- updates from the Corporate, Operations, and Policy Forums and the Canterbury Water Management Strategy.
3. To encourage attendance at forum meetings, Chief Executives agreed to amend the Terms of Reference for the Corporate and Operations Forums to include:
It is acknowledged that not all Councils will be able to, or need to, contribute resources to considering every issue, but it is expected that every Council will ensure its representative is available to participate in each Forum meeting.
 4. This wording aligns with Terms of Reference for the Policy Forum, which has been operating since 2013.

Policy Forum

5. The Policy Forum met on 20 July 2018. Agenda items included:
 - updates on earthquake recovery, including progress in the central government response to the *Ministerial Review of Better Responses to Natural Disasters and Other Emergencies in New Zealand* and the upcoming *Canterbury Earthquakes: Whole of Recovery Symposium* on 29–30 November 2018
 - a presentation on work undertaken by Environment Canterbury to develop a SharePoint tool for engaging with papatipu rūnanga and documenting this work
 - an update on biodiversity work across Canterbury to renew focus on the *Canterbury Biodiversity Strategy* in light of the upcoming *National Policy Statement on Biodiversity*. The Policy Forum asked the Planning Managers Group and Environment Canterbury to prepare a report to the Canterbury Chief Executives and Mayoral Forums for the next round of quarterly meetings.
 - updates from Canterbury Planning Managers and the Compliance, Monitoring and Enforcement working group.
6. The Compliance, Monitoring and Enforcement working group presented a *Canterbury Strategic Compliance Framework*. The Framework focuses predominantly on environmental law, but also includes guidance for all other TLA compliance, monitoring and enforcement activities. On the recommendation of the Policy Forum, the Chief Executives Forum has agreed to commend the Canterbury Strategic Compliance Framework for adoption by all Canterbury councils.

Operations Forum

7. The Operations Forum met on 9 July 2018. Agenda items included:
 - updates from the second cycle of Chief Executives and Mayoral Forums
 - continuing discussions on customer/citizen focus, concentrating on how councils can be better informed of ratepayers' expectations of service delivery. The Forum agreed to invite external perspectives to shape this work.

- developing the 3 Waters stocktake (**agenda item 4a**)
 - discussions on taking a regional approach to waste minimisation through advocating for greater product stewardship
 - updates from the Engineering Managers, Natural Hazards, Stormwater, Drinking Water and Regulatory Managers working groups.
8. The Operations Forum agreed to discuss recycling in Canterbury post-China's National Sword policy at its next meeting, recognising the impact this will have on recycling services nationwide.

Corporate Forum

9. The Corporate Forum met on 9 July 2018. Attendance for this meeting was extremely poor, with only four participants (plus secretariat). Attendance was discussed at the Chief Executives Forum meeting on 6 August (paragraphs 3–4 above).
10. Agenda items included:
- updates from the second cycle of Chief Executives and Mayoral Forums
 - continuing discussions on customer/citizen focus, identifying opportunities for shared services and collaborative opportunities across Canterbury for further exploration
 - update on developing a Canterbury App
 - updates from the Finance Managers, Records and Information Managers, Chief Information Officers, and Public Records Act Executive Sponsors working groups.

Three-year work programme

11. Work on a South Island destination management plan (**agenda item 10a**) has been added to the three-year work programme as #7b.
12. All projects are on track, with delays in report backs on two projects:
- natural hazard risk management (#9a) – annual report to Chief Executives Forum postponed from May 2018 to November 2018
 - technology working group (#9b) – report back to Chief Executives Forum postponed from June 2018 to November 2018.

CREDS quarterly project report

13. All projects are showing green lights (on track), apart from the South Island event calendar and the Agritech Pavilion planned for the 2018 A&P Show.

14. Progress on the South Island events calendar has been frustrated by reorganization within Christchurch NZ. However, with GM structure in place and project delegated to GM Marketing, Brand & Communications, we expect better progress
15. The Agritech Pavilion has been delayed as the A&P Show organisers work through with the Ministry for Primary Industries and exhibitors whether and how cattle might be exhibited without risk of *Mycoplasma bovis* infection.
16. Warren Gilbertson will be available at the meeting to address any questions arising from the report.

PGF applications from Canterbury

17. As agreed at the May meeting, Warren Gilbertson has compiled a 'pipeline' report of expressions of interest and applications from Canterbury to the PGF. This is the first time we have provided this report to the Mayoral Forum, to support awareness and co-ordination of applications across the region.

Mayoral Forum three-year work programme 2017–19 – as at 30 August 2018 (updates in red)

Key to acronyms

ADC	Ashburton District Council	CMF	Canterbury Mayoral Forum	DoC	Department of Conservation	NZTA	NZ Transport Agency
CCC	Christchurch City Council	CNZ	ChristchurchNZ	ECan	Environment Canterbury	RTC	Regional Transport Committee
CECC	Canterbury Employer's Chamber of Commerce	COF	Canterbury Operations Forum	LGNZ	Local Government New Zealand	SDC	Selwyn District Council
CEF	Chief Executives Forum	CPF	Canterbury Policy Forum	MBIE	Ministry of Business, Innovation & Employment	TDC	Timaru District Council
CEMG	Canterbury Engineering Managers Group	CREDS	Canterbury Regional Economic Devlpt Strategy	NES	National Environmental Standard	UC	University of Canterbury
CIAL	Christchurch International Airport Ltd	CWMS	Canterbury Water Management Strategy	NPS	National Policy Statement	WMK	Waimakariri District Council

WHAT	DUE	TASK	SPONSOR	LEAD	STATUS / NEXT STEPS
CANTERBURY REGIONAL ECONOMIC DEVELOPMENT STRATEGY					
1. Integrated regional transport planning and infrastructure investment.					
<i>Objective – Integrated transport planning across modes (air, rail, shipping and road transport) that:</i>					
<ul style="list-style-type: none"> prioritises a resilient transport network enables the efficient movement of people and freight into, out of and within the Canterbury region improves social connectedness and wellbeing, supports visitor strategies and improves road safety. 					
a. Strategic policy analysis and advice, regional transport	30 Sep 2018	<ul style="list-style-type: none"> accelerate progress on the four work programme priorities co-ordinate a stocktake of the resilience of the roading network in Canterbury 	Winton Dalley	ECan	<ul style="list-style-type: none"> funding agreement signed Darren Fidler appointed from 25 Sep 2017 for 12 months, funded by Regional Growth Programme (now employed on a permanent basis) monitoring indicators agreed with RTC – published quarterly on ECan website resilience stocktake – write-up in progress freight modal shift phase 1 (scale of opportunity) complete freight model shift phase 2 (assessment of opportunity and development of action plan) underway engagement with South Island RTCs and NZTA well advanced re. understanding visitor flows, and will align with Mayoral Forum's work on the development of a South Island destination management plan The RTC will continue to explore how to fully implement the GPS and prepare for the signalled second stage GPS ECan regional transport team reported to CEF 6 Aug 2018
2. Digital connectivity: extension and uptake of fast broadband in rural areas					
<i>Objective – A fully connected Canterbury, so the whole region can achieve the best possible results in health, education, social connectedness, economic growth and the environment</i>					
a. Mobile and broadband coverage mapping and analysis	30 June 2019	<ul style="list-style-type: none"> identify and GIS map remaining gaps in mobile and broadband coverage work with stakeholders to analyse coverage gaps for economic and social significance support lead Mayor's advocacy for solutions 	Damon Odey	TDC	<ul style="list-style-type: none"> initial project scoping 28 Jul 2017 preparation of business case and funding agreement Aug 2017 funding agreement received Dec 2017 project scope agreed with lead Mayor contract awarded and work underway for completion by 30 Sep 2018
b. Promote uptake and use of digital technology	31 Dec 2018	<ul style="list-style-type: none"> identify and publicise uptake and use of digital technology to improve productivity in rural Canterbury 	Damon Odey	TDC	<ul style="list-style-type: none"> initial project scoping 28 July 2017 preparation of business case and funding agreement August 2017 funding agreement received Dec 2017 contract awarded and work underway – sources and publication outlets/portals confirmed digital hero case studies under development
3. Freshwater management and irrigation infrastructure					
<i>Objective – Development of water infrastructure and environmental restoration initiatives to achieve the Canterbury Water Management Strategy vision: To enable present and future generations to gain the greatest social, economic, recreational and cultural benefits from our water resources within an environmentally sustainable framework</i>					

WHAT	DUE	TASK	SPONSOR	LEAD	STATUS / NEXT STEPS
a. Continue to monitor implementation of the CWMS	Ongoing	<ul style="list-style-type: none"> CWMS report quarterly to CMF 	CMF	ECan	<ul style="list-style-type: none"> ongoing CWMS Targets Progress Report 2017 approved by CMF Aug 2017; published Sep 2017 agenda item 7
b. Refresh the CWMS	30 Apr 2019	<ul style="list-style-type: none"> ensure the CWMS is fit for the future needs of the region <ul style="list-style-type: none"> identify what is required to maintain and build momentum for implementation of the strategy and ensure it can and will be delivered develop intermediary goals for 2025 and 2030 to ensure that the CWMS continues to provide meaningful guidance for action 	CMF	ECan	<ul style="list-style-type: none"> as agreed by the Mayoral Forum on 25 May 2018 – report due April 2019; interim reporting via quarterly updates to CMF
4. Education and training for a skilled workforce <i>Objectives:</i> <ul style="list-style-type: none"> business, education and local government sectors are aligned, working together to make Canterbury a great place to study, live and work Canterbury has an appropriately skilled and educated workforce education and training institutions deliver an integrated education programme that maximises benefits to the institutions and to Canterbury 					
a. Youth transitions	31 Dec 2018	<ul style="list-style-type: none"> facilitate, in partnership with MSD and MoE, expansion (with evaluation) of programmes piloted by Aoraki Development in South Canterbury to support youth transitions to further education, training and employment 	David Ayers	Aoraki Development	<ul style="list-style-type: none"> initial scoping with MSD July 2017 negotiation of funding agreement with MSD underway August 2017, with additional funding offered by MSD Southern for web and app development contract signed with MSD Dec 2017 project update provided to CMF 25 May 2018 significant commitment to date from schools, businesses, mentors and students website design underway for launch by mid-Nov 2018 operational funding for 2018/19 confirmed from MSD Southern Year one outcomes and achievement report – refer CREDS Project Update report
b. Job Ready Programme	30 June 2019	<ul style="list-style-type: none"> Expand the programme to South Canterbury (40 students per year, for 2 years) 	David Ayers	CNZ	<ul style="list-style-type: none"> for discussion with ChristchurchNZ and preparation of business case and funding agreement August 2017 funding confirmed October 2017 – project broadened to all of region, targeting graduates at NZQF L7+ contract let to ChristchurchNZ first interim report to 30 June 2018 received – 38 international students have been placed in regional Canterbury to date
c. Canterbury story	31 Dec 2018	<ul style="list-style-type: none"> further develop 'the Canterbury story' – validation nationally and internationally production of a video fund-raising for ongoing assets library development, hosting and use 	David Ayers / Jim Palmer	Secretariat / CNZ	<ul style="list-style-type: none"> for discussion with ChristchurchNZ and preparation of business case and funding agreement August 2017 Jim Palmer and David Bromell working with ChristchurchNZ (steering and working groups respectively) to progress Christchurch and Canterbury stories funding agreement received Dec 2017 project scope and contract agreed with ChristchurchNZ asset library being developed (Christchurch and Canterbury brand story, images and videos) video projects are being progressed by ChristchurchNZ agenda item 6

WHAT	DUE	TASK	SPONSOR	LEAD	STATUS / NEXT STEPS
5. Newcomer and migrant settlement: Skilled workers, cohesive communities <i>Objectives – Skilled workers, cohesive communities: newcomers and migrants are attracted to Canterbury and feel welcomed and supported to settle quickly and well, contribute in the workforce and call Canterbury home.</i>					
a. Welcoming Communities	31 Dec 2018	<ul style="list-style-type: none"> participate in Immigration New Zealand pilot programme, Welcoming Communities 	Donna Favel Sam Broughton	ADC with SDC	<ul style="list-style-type: none"> funding agreement signed Jun 2017 programme co-ordinator employed Sep 2017 framework for each district's Welcoming Plan development agreed by Governance Group combined district Advisory Group and separate district Steering Groups formed and engaged ongoing detailed project scoping, design and research design and roll out of community engagement processes and activities including region-wide website design for Welcoming Communities Canterbury survey/feedback analysis and consolidation, and peer review of draft Welcoming Plan sections complete drafting, completion and submission of separate district Welcoming Plans to Immigration NZ (30 April) Ashburton District's Welcoming Plan launched Jul 2018 Welcoming Communities Canterbury website up at https://www.welcomingcommunitiescanterbury.com/ Selwyn District's Welcoming Plan launched Aug 2018
b. Policy development	31 May 2018	<ul style="list-style-type: none"> develop constructive policy options that have potential to work for Canterbury and the South Island without compounding Auckland challenges 	Lianne Dalziel	Secretariat with ADC, CECC, CNZ	<ul style="list-style-type: none"> policy framework developed with CECC and CNZ policy framework circulated to Mayors, CEs and Policy Forum for comment CECC hosted Minister of Immigration 23 Apr 2018 engagement with officials occurred in June 2018 in July 2018, Ministers declined to meet with a Canterbury deputation at this time discussion paper published on Mayoral Forum website
6. Value-added production <i>Objective – Planning and consenting processes, and infrastructure managed by local government enable value-added production in Canterbury</i>					
a. Improve productivity (demand side)	30 Sep 2022	<ul style="list-style-type: none"> investigate new value-add, market opportunities that Canterbury is placed to take advantage of – e.g. niche markets, particularly in China and SE Asia consult and engage with South Island economic development agencies on creating a virtual economic policy unit/function, to support economic development strategy and implementation across the South Island 	Craig Rowley	CNZ	<ul style="list-style-type: none"> for discussion with ChristchurchNZ and preparation of business case and funding agreement August 2017 funding agreement received Dec 2017 project scoped and agreed with MBIE and ChristchurchNZ contract agreed with ChristchurchNZ and work underway contract for stage 1 research awarded; first report completed and district workshops underway with regional workshop confirmed for 17 Oct 2018 to validate draft road map

WHAT	DUE	TASK	SPONSOR	LEAD	STATUS / NEXT STEPS
					<ul style="list-style-type: none"> • theme of Mayoral Forum working dinner 6 Sep 2018
b. High-value manufacturing (supply side)	30 Sep 2021	<ul style="list-style-type: none"> • Co-ordinate across the Canterbury Tertiary Alliance and with the Lincoln Hub, CRIs, Callaghan Innovation and NZ Trade and Enterprise to connect industry needs to research and accelerate knowledge translation to high-value production and manufacturing for export 	Craig Rowley	UC	<ul style="list-style-type: none"> • for discussion with UC and preparation of business case and funding agreement August 2017 • funding agreement received Dec 2017 • project scoped and agreed with MBIE and UC • contract let with UC and work underway • contract for stage 1 research awarded; first report completed and district workshops underway with regional workshop confirmed for 17 Oct 2018 to validate draft road map • theme of Mayoral Forum working dinner 6 Sep 2018
7. Regional visitor strategy					
<i>Objective – Grow sustainable tourism that focuses on the high-end market, encourages a wider seasonal ‘spread’, disperses visitors across the region and South Island, and keeps them here longer.</i>					
a. Business case for rail passenger services south of Christchurch	31 Dec 2018	<ul style="list-style-type: none"> • work with KiwiRail on assessment of the business case for reintroducing rail passenger services south of Christchurch 	Damon Odey	Aoraki Development	<ul style="list-style-type: none"> • initial project scoping 28 July 2017 • preparation of business case and funding agreement August 2017 • funding confirmed October 2017 • project discussed with KiwiRail and MoT Nov 2017 • workshop held with KiwiRail, MBIE, NZTA, MoT and Treasury March 2018; scope refined; looking for a promoter to organise rail journeys to sports fixtures and other major events – KiwiRail will not themselves develop this service but happy to work with charter service operators • media story ran in Press 20 April 2018 • project refined with agreement of MBIE – contract awarded for research on potential demand and work underway
b. South Island destination management plan	31 Dec 2019	<ul style="list-style-type: none"> • invite South Island Mayors and Chairs to work together to develop a South Island destination management plan • design and implement project; seek funding from the Provincial Growth Fund for development of the plan, then agreed priorities for central government partnership in infrastructure investment 	Sam Broughton	Secretariat with CNZ, MBIE, NZTA, DoC, Tourism NZ	<ul style="list-style-type: none"> • support in principle from all South Island Mayors • all-of-government support offered by MBIE, NZTA, DoC and Tourism NZ • terms of reference drafted and circulated for consultation • RFP and Application to Provincial Growth Fund being drafted
INFRASTRUCTURE, LOCAL PUBLIC SERVICES AND REGULATORY FUNCTIONS (Chief Executives Forum)					
8. Infrastructure					
a. Strategic assessment of 3 Waters	tbc	<ul style="list-style-type: none"> • Picks up and supersedes earlier work initiated in 2016 • stocktake current state of 3 Waters management across the region, building on existing work by the Drinking Water Reference Group and Stormwater Forum • build consensus on strategic intent – where we want to get to, in relation to national direction and developments • identify key risks, challenges and barriers • recommend priority actions for CEF consideration 	CEF / Bede Carran	COF	<ul style="list-style-type: none"> • (re-)commissioned by CEF 12 Feb 2018 • CEF agreed 30 Apr 2018 to extend the terms of reference of the Canterbury Drinking Water Reference Group to lead work on 3 Waters • CMF highlighted as a priority May 2018 and wrote to Minister of Health urging release of Government Response to the Havelock North Drinking Water Inquiry • reported to and discussed by CEF 6 Aug 2018 • agenda item 4

WHAT	DUE	TASK	SPONSOR	LEAD	STATUS / NEXT STEPS
9. Collaboration and shared services					
a. Natural hazard risk management	Ongoing	<ul style="list-style-type: none"> monitor natural hazards management reform (including climate change impacts, mitigation and adaptation) and possible emergence of an NPS in 2018 prioritise tasks and project leads by Dec 2016 and report progress by May 2017 report annually to CEF 	CEF	Bill Bayfield	<ul style="list-style-type: none"> regional approach to risk signed off by all councils in May 2016 reported to CEF 8 May 2017 group is incorporated in and reports quarterly to COF report to CEF by 31 May 2018 – postponed to November 2018
b. Procurement of business inputs, e.g. insurance, digital transformation and 'infrastructure as a service'	Ongoing	<ul style="list-style-type: none"> identify shared insurance/brokerage options commission a technology working group with Spark, CCL and Revera and refine terms of reference to scope opportunities for a collaborative platform (mobility, networking, cloud services, service management, technology leadership) to deliver better local services ('infrastructure as a service') 	CEF	Jim Palmer Hamish Dobbie	<ul style="list-style-type: none"> awaiting outcome of LGNZ review of risk management and insurance arrangements – in abeyance as at 31 July 2017 technology working group met to agree terms of reference 7 Oct 2016; reported to CEF 31 Oct 2016; met 4 Aug 2017 reported to CEF 30 Oct 2017; to report back by June 2018 postponed to November 2018
10. Performance of regulatory functions					
a. Engineering services and common standards	Ongoing	<ul style="list-style-type: none"> investigate opportunities to increase consistency of engineering standards across the region (Engineering Codes of Practice), in order to: <ul style="list-style-type: none"> improve consistency across the region, particularly in relation to subdivisions help contain contract prices (more consistent specifications aid designers and contractors) reduce administrative effort/cost of maintaining the standards share knowledge, systems and resources between councils. 	COF	Wayne Barnett / CEMG	<ul style="list-style-type: none"> CEMG discussed 11 Oct 2016 CEF discussed 31 July 2017 and will take up with COF Oct 2017 for report to CEF 30 Oct 2017 commissioning clarified at COF 16 Oct 2017 reported to CEF 30 Apr 2018: CEMG has commissioned an appraisal of Canterbury engineering (subdivision) standards April 2018
ITEMS THAT ARE COMPLETE OR ESTABLISHED AS CONTINUING WORK PROGRAMMES					
CREDS implementation management	Ongoing	<ul style="list-style-type: none"> provide contract management across all work programmes support lead Mayors with CREDS implementation monitoring and reporting 	Lianne Dalziel	ECan	<ul style="list-style-type: none"> funding agreement signed Warren Gilbertson appointed from 8 Jan 2018 continuing work programme
CREDS monitoring	Ongoing	<ul style="list-style-type: none"> design a reporting template to improve communication and impact assessment further develop CREDS outcome indicators (with MBIE, MSD and MoE) 	Lianne Dalziel	Secretariat / ChristchurchNZ	<ul style="list-style-type: none"> template designed and ready for 24 Aug report 2017 preparation of business case and funding agreement August 2017 funding confirmed and received project substantially complete; transport indicators to be developed for Feb 2018 report agreed with ChristchurchNZ to produce this report in Jun and Nov 2018, with added transport indicators design complete continuing work programme agenda item 5
Canterbury Drinking Water Reference Group	Ongoing	<ul style="list-style-type: none"> in response to the Havelock North drinking water contamination incident: report on the vulnerability of drinking water supply in Canterbury, note contingency plans and recommend any amendments to current practice as may be required 	COF	Bill Bayfield	<ul style="list-style-type: none"> interim report to CEF 31 Oct 2016 progress report to CEF 3 Feb 2017 reported to CMF 26 May 2017 submitted to Inquiry 21 July 2017 reporting to COF from 2018 to report to CMF by 31 May 2018 continuing work programme

WHAT	DUE	TASK	SPONSOR	LEAD	STATUS / NEXT STEPS
Stormwater management planning and consenting	Ongoing	<ul style="list-style-type: none"> • CEF established a regional stormwater forum in 2014 to improve environmental and community outcomes from urban stormwater network discharges 	COF	Regional Stormwater Forum	<ul style="list-style-type: none"> • reported to CEF 31 Oct 2016 • reported to CEF 24 Feb 2017 • reported to CEF 31 July 2017 • group incorporated into and reporting quarterly to COF • continuing work programme
Contaminated land shared services	Ongoing	<ul style="list-style-type: none"> • deliver contaminated land technical support shared services to all councils • monitor development of NES • report progress by May 2017 	CPF	Bill Bayfield	<ul style="list-style-type: none"> • funding model likely to be reviewed as a result of report to CEAG Oct 2016 • ECan submitted on the draft NES 14 Oct 2016 • reported to CEF Feb 2018 and revised funding model agreed • continuing work programme
Refresh and relaunch the CREDS	30 June 2017	<ul style="list-style-type: none"> • re-visit and revise priority actions for 2016 • identify opportunities to align and integrate the Strategy with the Christchurch Economic Development Strategy 	CMF	Lead Mayors	<ul style="list-style-type: none"> • lead Mayors agreed 27 Jan 2017 • workshop with CREDS reference group 23 Feb 2017 • funding proposals submitted to Regional Growth Programme Apr 2017 • refreshed CREDS launched 23 June 2017 • complete
Long-Term Plan working group	Jun 2018	<ul style="list-style-type: none"> • identify opportunities to work together in developing 2018–28 Long-Term Plans (e.g. population analysis, infrastructure strategies, financial strategies, levels of service, consistency of presentation) – building on collaboration on 2015–25 LTPs 	CPF	David Ward	<ul style="list-style-type: none"> • working group met 22 Nov 2016 and reported progress to CPF 2 Dec 2016 • reported to CEF 3 Feb 2017 • reported to CEF 8 May 2017 • reported to CEF 31 July 2017 • complete
Build on Canterbury Maps shared service	Ongoing	<ul style="list-style-type: none"> • continue bi-annual survey to inform future development and improvements from users • improve data sharing and update methods for TAs and other partners contributing data to combined datasets • build of 3D tools to enhance user experience by September 2017 • build an all-of-Canterbury e-Plan application to include all regional and district plans • build property search tool – phase II by June 2017 • identify and develop TA-specific applications 	CEF	Bill Bayfield	<ul style="list-style-type: none"> • this work programme is well established as 'business as usual' and now reports quarterly via Chief Information Officers to the CCF • continuing work programme
Health and safety collaboration	Ongoing	<ul style="list-style-type: none"> • re-constitute the 'virtual team' as a regional working group reporting to CEF • the existing team to prepare terms of reference for consideration by CEF 	CEF	David Ward	<ul style="list-style-type: none"> • interim report to CEF 31 Oct 2016 • ToR agreed by CEF 3 Feb 2017 • reported to CEF 8 May 2017 • reported to CEF 31 July 2017 • continuing work programme
Valuation and rating services	30 Jun 2018	<ul style="list-style-type: none"> • establish a valuation and rating programme management group to develop and lead a programme of work to further evaluate opportunities for shared valuation and rating services and progress them 	CEF	David Ward / Bede Carran	<ul style="list-style-type: none"> • initial investigation (Ernst & Young) reported to CEF 29 August 2016 and funding approved for stage 2 • reported to CEF 31 Oct 2016, 3 Feb 2017, 31 July 2017, 30 Oct 2017, 12 Feb 2018, 30 April 2018 • CEF agreed 30 Apr 2018 not to proceed with expanding an existing system or introducing a new system; Rating Officers Group (ROG) to take a collaborative approach to enhance valuation and rating services and mitigate identified risks • Mayoral Forum agreed May 2018 that ROG report to Corporate Forum • continuing work programme

WHAT	DUE	TASK	SPONSOR	LEAD	STATUS / NEXT STEPS
Public Records Act (PRA) Information and Records Management	Ongoing	<ul style="list-style-type: none"> • establish a regional PRA Executive Sponsors Working Group to facilitate regional leadership and support for strategic information and records management across the Canterbury region <ul style="list-style-type: none"> ◦ establish working group structure and administration, and finalise draft ToR for report to CCF by 12 March ◦ final ToR approved by CEF 30 April 2018 • raise the profile of PRA obligations across CMF and CEF • by 31 July 2018, develop a continuing work programme for 2018–19 for information and records management by Canterbury councils 	CCF	David Ward	<ul style="list-style-type: none"> • proposal and draft terms of reference discussed and endorsed by CCF 29 Jan 2018 and CEF 12 Feb 2018 • working group established and meetings underway • final terms of reference approved by CEF 30 Apr 2018 • now a continuing work programme
Building control and regulatory co-ordination	Ongoing	<ul style="list-style-type: none"> • investigate and progress joint processing and shared resourcing standards, and shared regulatory provision (including food and alcohol licensing) 	COF	Hamish Dobbie / Andrew Dalziel	<ul style="list-style-type: none"> • this is being progressed in the north and south of the region, with MBIE • MBIE has discontinued this project • CEF reviewed 31 July 2017 and will discuss with Operations Forum in Oct 2017 for report to CEF 30 Oct 2017 • CEF agreed 30 Oct 2017 to establish a working group of senior regulatory managers (RMA) reporting to the Policy Forum • Compliance, Monitoring and Enforcement working group met 2 Feb 2018 and reported to CPF (non-RMA regulatory managers report to COF) • now a continuing work programme

CANTERBURY REGIONAL ECONOMIC DEVELOPMENT STRATEGY

CANTERBURY MAYORAL FORUM

PROGRESS REPORT: August 2018

VISION A STRONG REGIONAL ECONOMY WITH RESILIENT, CONNECTED COMMUNITIES AND A BETTER QUALITY OF LIFE FOR ALL

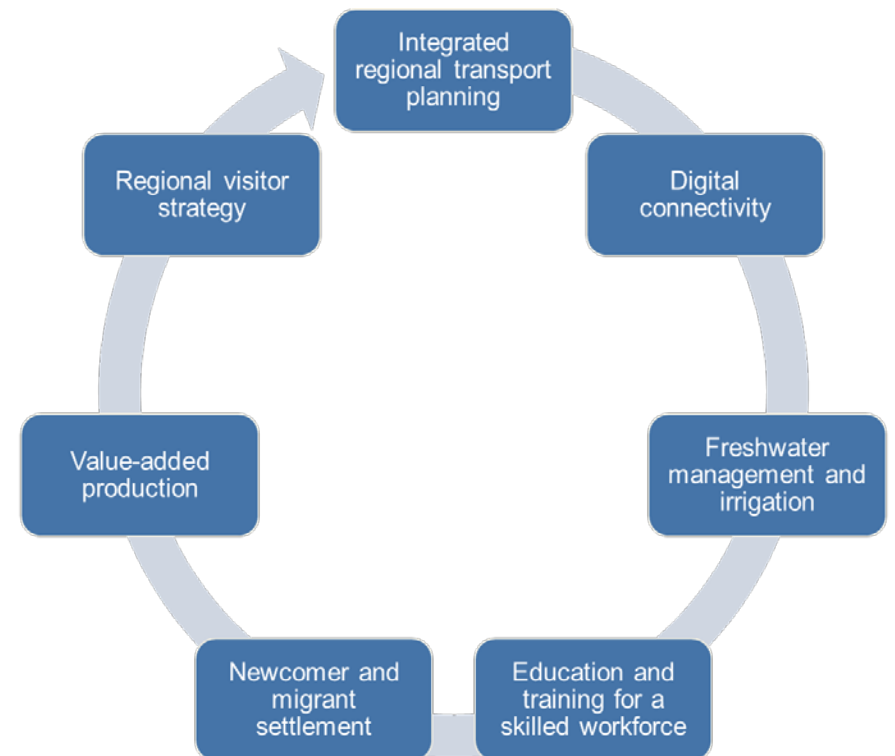
Objectives: 2017 - 19

- Position the Canterbury region for long-term, sustainable prosperity
- Complete/progress earthquake recovery and rebuild in greater Christchurch and in North Canterbury, attract and retain businesses, capital, skilled workers, students and visitors
- Strengthen and capitalise on interdependencies between the Christchurch and Canterbury economies.

The story of the CREDS




Advocating on economic and social development opportunities for Canterbury was a commitment in the Canterbury Local Authorities' Triennial Agreement for 2013–16. This commitment has been re-affirmed in the Triennial Agreement for 2017–19.


Key drivers are demographic trends, particularly the region's ageing population, and a sense of urgency about positioning the region's underlying economy for when earthquake recovery and rebuild cease to inflate economic activity and employment.







Please note that all updated information since the last CREDS Progress Update (May 2018) is highlighted in red.

Project overview: 11 total projects, 10 projects have commenced, 1 project completed, 0 projects parked, 0 projects yet to commence.


Indicator:  On Track  Some issues but not critical  Substantive issues with remedial action required.


PROJECT	LEAD AGENCY / AMOUNT	KEY OUTCOMES / DELIVERABLES	UPDATE AND NEXT STEPS (UPCOMING MILESTONES)	INDICATOR	RECOMMENDED ACTION
<p>1. REGIONAL TRANSPORT</p> <p>Strategic policy analysis and advice to accelerate progress on work programme priorities and co-ordinate a stocktake of the resilience of the roading network in Canterbury</p> <p>TIMELINE 30 September 2018</p>	<p>Environment Canterbury</p> <p>\$100,000</p>	<p>The CREDS Regional transport work programme objective is to ensure that integrated transport planning occurs across all modes (air, rail, shipping and road transport) that:</p> <ul style="list-style-type: none"> prioritises a resilient transport network enables the efficient movement of people and freight into, out of and within the Canterbury region improves social connectedness and wellbeing, supports visitor strategies and improves road safety. 	<ul style="list-style-type: none"> Darren Fidler appointed Sep 2017 Monitoring indicators agreed with Regional Transport Committee (RTC) and are now published quarterly on the Environment Canterbury website https://www.ecan.govt.nz/your-region/living-here/transport/regional-transport-planning/regional-land-transport-scorecard/ Freight modal shift phase 1 (scale of opportunity) complete. Freight modal shift phase 2 (assessment of opportunity and development of action plan) underway with project awarded to Stantec led consortium, project completion due December 2018. Project co-funded across South Island regional councils. Resilience stocktake – write-up of initiatives in progress. The RTC will continue to explore how to fully implement the GPS and prepare for the signalled second stage GPS. Considerations include the balance of transport activities across the region and the fit with the strategic priorities in the GPS. NZTA has taken up South Island RTC Chairs tourism initiative, and work is almost complete on a visitor flows study undertaken by an independent researcher. This work will be aligned with the Mayoral Forum’s work on a South Island destination management plan. 		<p>Not required.</p>


<p>2. YOUTH TRANSITIONS</p> <p>Expand pilot programmes developed by Aoraki Development to support youth transitions to further education, training and employment in South Canterbury and Ashburton</p> <p>Timeline 31 December 2018</p>	<p>Aoraki Development</p> <p>\$130,000 plus up to \$100,000 for web/app</p>	<p>The CREDS Education and training work programme objectives are:</p> <ul style="list-style-type: none"> ▪ <i>business, education and local government sectors are aligned, working together to make Canterbury a great place to study, live and work</i> ▪ <i>Canterbury has an appropriately skilled and educated workforce</i> ▪ <i>education and training institutions deliver an integrated education programme that maximises benefits to the institutions and to Canterbury.</i> <p>Funding has been used to engage a contractor for 12 months to facilitate and co-ordinate (in partnership with MSD and MoE) an expansion (with evaluation) of programmes piloted in Timaru to at least one other centre, working with the region’s businesses, Aoraki Development and other economic development agencies in Canterbury, secondary schools, tertiary education organisations, chambers of commerce, and businesses, and leveraging MSD’s existing work with Te Rūnanga o Ngāi Tahu on NEET issues.</p>	<ul style="list-style-type: none"> ▪ Contract with Ministry of Social Development agreed December 2017. Milestone reporting occurs directly between fundholder Ministry of Social Development and supplier Aoraki Development. <p>Year One Achievements</p> <ul style="list-style-type: none"> ▪ Valued relationships established with Ara, Ministry of Social Development, Ministry of Education, and Skills. ▪ Significant commitment to date from schools – 4,815 interactions with students (yr 9 -13 students, parents, teachers and careers advisors). ▪ 208 businesses committed – across variety of local businesses and industry sectors. ▪ 22 transition plan students - yr 12-13 students engaged with fully inducted and supported mentors. ▪ 42 events – sector days, pathway speakers, teacher only days, visits, expo’s. ▪ Activity to date has resulted in gateway placements, work experience, dual pathways, internship, part & full-time employment. <p>Year Ahead</p> <ul style="list-style-type: none"> ▪ Rollout into Ashburton progressing with Mayor and two secondary schools. ▪ Operational funding recently extended for 2018/19 year by Ministry of Social Development. ▪ Digital platform under development for scheduled launch in October. Benefits include: <ul style="list-style-type: none"> – personalised logins & transition plans – local business and industry info and connections – clarity of roles and pathways – events calendar and survey capability – data collection & monitoring i.e. Ministry of Social Development, Ministry of Education, TEC – mobile interactive. 		<p>Not required.</p>
---	---	---	--	---	----------------------

<p>3. CONTRACT MANAGEMENT – CREDS PROJECT MANAGER</p> <p>Provide contract and project management across all work programmes and support lead Mayors with CREDS implementation</p> <p>Timeline 31 March 2019</p>	<p>Environment Canterbury</p> <p>\$150,000</p>	<p>Key outcomes:</p> <ul style="list-style-type: none"> ▪ <i>Provide contract and project management across all Canterbury Mayoral Forum work programmes and</i> ▪ <i>Support lead Mayors with CREDS implementation.</i> 	<ul style="list-style-type: none"> ▪ CREDS Project Manager commenced role on 8 January 2018. 		<p>Not required.</p>
<p>4. INDICATORS MONITORING REPORTING</p> <p>Develop outcomes / indicators and create a publication design that can be maintained and updated for further publications</p> <p>Timeline 31 December 2017</p>	<p>Christchurch NZ</p> <p>\$10,000</p>	<p>This funding will be used to achieve the following:</p> <ul style="list-style-type: none"> ▪ further develop indicators for CREDS work programmes, specifically for Regional transport (with NZTA) ▪ design a template for more effective presentation and communication of CREDS indicators. 	<ul style="list-style-type: none"> ▪ Complete. ▪ Latest CREDS indicators (August 2018) to be presented by ChristchurchNZ at Mayoral Forum meeting on 7 September. 		<p>Not required.</p>
<p>5. DIGITAL CONNECTIVITY: 4G MOBILE AND BROADBAND MAPPING and UPTAKE PROJECTS</p> <p>a. Mapping remaining coverage gaps in rural Canterbury</p>	<p>Timaru District Council</p>	<p>Rural Canterbury generates much of the prosperity for the region but has suffered from a ‘digital divide’ between town and country. Fast broadband and addressing mobile ‘black spots’ is critical to the economic and social development of our region. For Canterbury to be fully connected, the following needs to be put in place:</p> <ul style="list-style-type: none"> ▪ infrastructure – an integrated, resilient network that provides 	<ul style="list-style-type: none"> ▪ Funding Agreement between ECan (acting on behalf of the Canterbury Mayoral Forum) and MBIE signed. A. Mapping remaining coverage gaps in rural Canterbury ▪ Contract awarded to SQUIZ Limited – project manager (Chris Connell) is well known to Timaru District Council and is also an appointee to the Ministerial Advisory Group for the Digital Economy and Digital Inclusion alongside Mayor Damon Odey. Project scope and approach methodology confirmed. 		<p>Not required.</p>


<p>b. Analysing gaps for economic / social assessment</p> <p>c. Promoting benefits to businesses through take up of digital technology – by way of case studies published through various media channels</p> <p>d. Supporting lead Mayor with advocacy / facilitation</p> <p>Timeline 31 December 2019</p>		<p>fast broadband and mobile phone coverage to every farm and community in Canterbury</p> <ul style="list-style-type: none"> ▪ retail packages that are fit for purpose and affordable ▪ uptake and use of digital technologies and online services to increase economic productivity and improve social and environmental outcomes. 	<ul style="list-style-type: none"> ▪ Crown Infrastructure Partners (CIP) are due to announce the next round of Rural Broadband Initiative (RBI2) extensions and roll-out. This is based on a newly updated LINZ dataset and it can also be used to identify those areas in Canterbury which require some other form of connectivity. ▪ As members of the Ministerial Advisory Group, Mayor Odey and the project manager continue to advocate for the region with the Minister, MBIE officials, CIP, Rural Connectivity Group, Chorus, SPARK. <p>B. <u>Promotion of benefits to businesses through take up of digital technology</u></p> <ul style="list-style-type: none"> ▪ Contract for Services signed with former STUFF South Canterbury editor Stuart Oldham. ▪ First interim report received. Key matters for noting: <p><u>Sources</u></p> <ul style="list-style-type: none"> • There is broad support for this project from key sources in the rural and business sectors. Among others, Industry groups including Young Farmers, Irrigation NZ, Federated Farmers, TUANZ, regional economic development agencies, Chambers of Commerce, WISPs and Lincoln University have indicated a willingness to assist. <p><u>Publication support</u></p> <ul style="list-style-type: none"> • There is in-principle support to publish work associated with the project from the following multi-platform media organisations: <ul style="list-style-type: none"> – Stuff (principally Timaru Herald, The Press (tbc) – Allied Press (Rural Life, Timaru Courier, Ashburton Courier, Oamaru Mail, The News North Canterbury) – Ashburton Guardian (Dairy Focus, Guardian Farming, Selwyn App, Timaru App, Oamaru App) • Kaikoura Star (now owned by Greymouth Star) wants to use copy for advertising features) • Rural News. 		
--	--	--	---	--	--


			<p>Storyline / case study material will be available to all Councils for publication on their websites and media channels.</p> <p>There is also an opportunity to publish the stories to a stand-alone website, supported by a social media campaign.</p> <p>Next steps</p> <ul style="list-style-type: none"> • August - publication plan (with dates) will be developed and confirmed with all media organisations. • August / September – ‘digital hero’ interviews completed and stories / case studies written. 		
<p>6. JOB READY – PROGRAMME EXPANSION</p> <p>Expand programme to match and mentor international students trained in New Zealand to employment in export-facing businesses – all of region, focusing on South Canterbury and graduates at NQF L7+</p> <p>Timeline 30 June 2019</p>	<p>Christchurch NZ</p> <p>\$40,000</p>	<p>The CREDS Education and training work programme objectives are:</p> <ul style="list-style-type: none"> ▪ <i>business, education and local government sectors are aligned, working together to make Canterbury a great place to study, live and work</i> ▪ <i>Canterbury has an appropriately skilled and educated workforce</i> ▪ <i>education and training institutions deliver an integrated education programme that maximises benefits to the institutions and to Canterbury.</i> <p>This funding will be used to expand the Job Ready Programme in Timaru (40 students per year, for two years).</p>	<p>Contract for Services with Christchurch NZ signed 23 February 2018.</p> <p>First interim report received. Key matters for noting:</p> <p>KPI's</p> <ul style="list-style-type: none"> • 160 students have completed the Job Ready Programme by end of first as at 30 June 2018. From those 160, 55 are in internships with 80 in paid employment. • 38 International Students have been placed in regional Canterbury as part of the CREDS Funding Agreement (KPI target is 40). However, there remain two unfilled opportunities (as of 30 June) so target may be met. Christchurch NZ remain confident it will be able to make up the shortfall in the second year of the contract. <p>Key Learnings</p> <ul style="list-style-type: none"> • Collaboration with universities - trialled seminars at tertiary in collaboration with careers services at Lincoln University. Highly successful and planning on more at Lincoln/Ara and University of Canterbury (UC). • Business capability - SMEs in the region consistently not capable of engaging with tertiary and young graduates. When engaging one on one through the Job Ready Programme, they learn to become capable. • South Canterbury SMEs - While placements were achieved in Fonterra and Oceania through the Chamber relationship, Christchurch NZ wasn't able to gain a 		Not required.

			<p>foothold in the SME market in a region with low unemployment.</p> <p>Changes to implementation</p> <ul style="list-style-type: none"> • General - moving from Job-Ready to Talent Hub involving 1) Internship Programme similar to Job-Ready 2) Business Capability Building 3) Student Capability Workshops and Seminars 4) Tertiary Capability Consulting and 5) a Digital Platform. • South Canterbury - need to spend more time gaining the trust and advocacy of member and regional organisations in order to create a lasting talent pipeline between the public tertiaries and SMEs in the region. <p>Media</p> <ul style="list-style-type: none"> • Media release on an international student who supported a local business to commercialize product in the China market. The release includes a video on the Job Ready Programme and the business's CEO telling other businesses about the value of working with international graduates and the benefits of the Internship Programme. https://www.christchurchnz.org.nz/news/intern-helps-christchurch-company-crack-china-market/ 		
<p>7. IMPROVING PRODUCTIVITY</p> <p>a. Investigate new value-add market opportunities that the region is well placed to take advantage of, to improve productivity and create higher living standards; e.g. niche markets, particularly in China / South East Asia, and</p> <p>b. consult and engage with South Island economic development agencies on</p>	<p>Christchurch NZ</p> <p>\$1,000,000</p>	<p>A specific objective for the Value-added production work programme is that planning and consenting processes, and infrastructure managed by local government enable value-added production in Canterbury; i.e. focusing on what local government can contribute to value-added production.</p> <p>The funding will be used to:</p> <ul style="list-style-type: none"> • investigate further the global demand side of regional value-add opportunities, to improve productivity and create higher living standards. N.B. this is not engaging with CRIs or Public Research Organisations around 	<ul style="list-style-type: none"> ▪ Funding Agreement between ECan (acting on behalf of the Canterbury Mayoral Forum) and MBIE signed. ▪ Project scope descriptions and deliverables within the MBIE Funding Agreement, have been redrafted with input from ChristchurchNZ and University of Canterbury as the key organisations driving the delivery of these projects. Contract for Services scope and deliverables agreed with ChristchurchNZ and University of Canterbury. ▪ As the project duration is over a four–five-year duration, the project scope has been redrafted to ensure that the project working groups are not constrained with regard to exploring opportunities around different products and markets. ▪ The Steering Groups will be convened by Mayor Rowley. Following an open RFP process, David Rendall 		<p>Not required.</p>

<p>creating a virtual economic policy unit/function, to support economic development strategy and implementation across the South Island</p> <p>Timeline 30 September 2022</p>		<p>commercialisation or supply side initiatives, which is the domain of the Lincoln Hub and other entities, but rather an outward-looking investigation of niche market opportunities for the region, particularly in China / SE Asia.</p> <ul style="list-style-type: none"> consult and engage with other South Island EDAs, councils and Mayoral Forums – with central government mandate and support – for the creation of a virtual economic policy unit/ function, to support economic development strategy and implementation across the South Island. There are some critical common issues where the South Island is best viewed as a single market (e.g., tourism, transport, infrastructure, water). Three joint South Island EDA sessions were held last year – this proposal builds on that, and on the experience of the Mayoral Forum in creating the Canterbury Policy Forum in 2013. 	<p>& Associates have been awarded the contract for Stage I of the project. (Contract for Services signed).</p> <ul style="list-style-type: none"> First Inception Report completed. Project brief and approach methodology confirmed. Monthly meetings between Working Group and consultants confirmed – first meeting held 19 June. All District Workshops confirmed with the exception of Christchurch – tentative date 10 September. Purpose of workshops is to identify key challenges and opportunities to increase sustainable productivity and value add in the agriculture (including agri tech) sector. Workshops to date have been well attended with valuable input from participants. We acknowledge the participation and leadership of Mayors attending these events. David Rendall (Project Consultant) will attend the Mayoral Forum working dinner on 6 September to provide an update on progress and outcomes to date. Draft roadmap will be presented to participants at the Regional Workshop on 17 October. The workshop provides the opportunity to validate and / or change future direction / opportunities. 		
<p>8. HIGH VALUE MANUFACTURING</p> <p>Work across the Canterbury Tertiary Alliance and with the Lincoln Hub, CRIs and Callaghan Innovation to connect industry needs to research and accelerate knowledge translation to high-value production and</p>	<p>University of Canterbury</p> <p>\$450,000</p>	<p>A specific objective for the Value-added production work programme is that planning and consenting processes, and infrastructure managed by local government enable value-added production in Canterbury; i.e. focusing on what local government can contribute to value-added production.</p> <p>This investment will part-fund a co-ordination position (based at the University of Canterbury), to work</p>	<ul style="list-style-type: none"> Refer “Improving Productivity”. 		<p>Not required.</p>


<p>manufacturing for export Timeline – June 2017 to June 2018</p> <p>Timeline 30 September 2021</p>		<p>across the Canterbury Tertiary Alliance (Canterbury University, Lincoln University (including the Lincoln Hub) and Ara Institute) and with CRIs as appropriate to connect industry needs to research and to accelerate knowledge translation to high-value production and manufacturing for export.</p> <p>This project will be driven by industry engagement, but two indicative examples of potential areas for connection and co-ordination are:</p> <ul style="list-style-type: none">▪ under the Montreal Protocol, the use of methyl bromide is to be banned for log exports from 2020 (phase-out of ozone-depleting substances), so industry urgently needs alternative methods of pest control – this also relates to biosecurity and climate change adaptation and mitigation generally▪ new generation fertilisers are needed that comply with nutrient limits set by Environment Canterbury through the Canterbury Water Management Strategy in RMA regional and sub-regional plans – this has both regional and national application.			
---	--	---	--	--	--


<p>9. VISITOR STRATEGY</p> <p>Work with KiwiRail and other relevant agencies to develop a robust assessment of the business case for reintroducing tourism passenger services south of Christchurch – and to support the regional visitor strategy</p> <p>Timeline 31 December 2018</p>	<p>Timaru District Council / KiwiRail</p> <p>\$50,000</p>	<p>A specific objective for the Visitor strategy work programme is to grow sustainable tourism that focuses on the high-end market, encourages a wider seasonal ‘spread’, disperses visitors across the region and South Island, and keeps them here longer.</p> <p>This also relates to the CREDS Regional transport work programme, with its objective of integrated transport planning across modes (air, rail, shipping and road transport) that:</p> <ul style="list-style-type: none"> • <i>prioritises a resilient network</i> • <i>enables the efficient movement of people and freight into, out of and within the Canterbury region</i> • <i>improves social connectedness and wellbeing, supports visitor strategies and improves road safety.</i> <p>This funding will be used to engage a consultant to work with KiwiRail on an indicative business case for reintroducing tourism passenger services south of Christchurch (Christchurch–Invercargill rail corridor) with initial emphasis on the Christchurch–Dunedin sector.</p> <p>The business case will refer to and build on earlier work, including:</p> <ul style="list-style-type: none"> • a report on National passenger rail network development (Kiwirail, 2010) undertaken by Boulter Consulting and • MBIE’s 2016 review of Tourism infrastructure – highlighting limitations including lack of long distance passenger rail capacity. 	<ul style="list-style-type: none"> ▪ Project scoping workshop on 8 March 2018 with KiwiRail, NZTA, Ministry of Transport, Treasury facilitated by MBIE. Key message: KiwiRail has advised that apart from the existing TransAlpine, TransCoastal and Northerner services, they are not in the businesses of developing new passenger routes where they take on the role of marketer, operator, and network provider i.e. carry the full end to end risk. KiwiRail will maintain the existing passenger service routes and will work with event managers and charter operators who are prepared to take on the financial risk of promoting an event and where KiwiRail’s role would be as a “service for hire” only i.e. provide the engine and passenger carriages, drivers etc, and the access to the rail network. ▪ Project scope has needed to be reviewed a number of times pending buy-in from Kiwirail and MBIE on the final project scope. Following a closed RFP process, Visitor Solutions has since commenced project work. (Contract for Services signed). New project scope now confirmed – signed off with MBIE. ▪ Despite reporting record passengers on its TransAlpine and Northerner services indicating that there is a growing segment of the visitor and travel market that prefers this slower mode of travel, KiwiRail has no intention of introducing additional scheduled passenger services without hard evidence that there is a market and a viable proposition. The new project scope will provide tangible evidence on whether there is a market for passenger rail services south of Christchurch, be it predominantly tourism driven and possibly at a scale which might support say, up to three return trips to Dunedin each week. On the basis that a market segment is confirmed, the next step is to research any barriers for putting an operation in place. ▪ Research is evidencing market interest in a tourism route linking Christchurch to Dunedin focused around cycle tourism, visiting cruise ships, and visitors looking to complete a ‘South Island loop’ linking up with 		<p>Not required.</p>
--	---	---	---	---	----------------------

			<p>popular tourist destinations and existing transport infrastructure.</p> <p>Next Steps</p> <ul style="list-style-type: none"> Firm up potential rail service options and complete validation research with potential key stakeholders i.e. Dunedin Rail Services, Regional Tourism Organisations, key tourism operators. Draft options review paper for consideration by Mayoral Forum and KiwiRail. 		
<p>10. CANTERBURY BRAND STORY</p> <p>Work with ChristchurchNZ to deliver a validated Canterbury story, integrated and aligned with the Christchurch story, the production of a promotional video for Canterbury story, and develop a network of committed funders for ongoing asset development</p> <p>Timeline 31 December 2018</p>	<p>ChristchurchNZ</p> <p>\$110,000</p>	<p>Key outcomes:</p> <ul style="list-style-type: none"> <i>promoting a shared, region-wide brand story</i> <i>greater efficiencies by leveraging the marketing resources of the region as a whole</i> <i>responding more powerfully as a region to increased competition from other place brands</i> <i>helping to accelerate the transition from a traditional to a broader and more progressive economy</i> <i>enhancing the value of what the region produces through a Canterbury source-of-origin association (provenance marketing).</i> <p>Funding is for the following:</p> <ul style="list-style-type: none"> development of media images and video production – particularly of Canterbury business / industry. video production to tell the story, in a style aligned to the video of the Christchurch story. 	<ul style="list-style-type: none"> Funding Agreement between ECan (acting on behalf of the Canterbury Mayoral Forum) and MBIE signed. Project scope and draft Contract for Services now confirmed with ChristchurchNZ. Canterbury Employers Chamber of Commerce (CECC) has offered to work with the project team during the third phase of project – promotion and leveraging the brand with businesses. Canterbury brand story will align and leverage off the Christchurch story process. <p>Asset Library – Images and Video</p> <ul style="list-style-type: none"> The asset library project is progressing. This is where all Christchurch and Canterbury brand story images for all audiences will be housed. The software Brand Kit is being used (can house imagery, video, presentations, infographics etc.) as per Canterbury Story requirements. This is the same software used by Tourism NZ, and EDA/RTO agencies. A number of video projects are being progressed within ChristchurchNZ including the Christchurch Narrative video. ChristchurchNZ is working to achieve significant cost efficiencies by filming the Christchurch and Canterbury brand story concurrently. <p>First Cut Canterbury Brand Story</p> <ul style="list-style-type: none"> ChristchurchNZ will present the first cut Canterbury brand story to the Mayoral Forum at its meeting on 7 		Not required.

		<ul style="list-style-type: none"> Contracting a resource for 6 months to work and fundraise for the ongoing development and use of both the Christchurch and Canterbury brand stories to promote Canterbury as the preferred destination to work, live and invest. 	<p>September.</p> <ul style="list-style-type: none"> As part of the validation process and promotion of the brand toolbox to businesses, Christchurch NZ is inviting feedback from the Mayoral Forum in terms of identifying those businesses and organisations within their districts that Christchurch NZ needs to approach and work with. 		
--	--	--	--	--	--

NEW INITIATIVES UNDER DEVELOPMENT

<p>1. SOUTH ISLAND EVENTS CALENDAR</p> <p>Development of an integrated and centralised event calendar accessed through a unique portal but available to all destination marketing and regional tourism organisations (RTO's) to promote all South Island major events</p> <p>Timeline 31 December 2018</p>	<p>ChristchurchNZ / Christchurch Airport</p>	<p>Key outcomes:</p> <ul style="list-style-type: none"> Ensure that at a regional level, tourism initiatives, strategies and products can be planned around major events Inform infrastructure planning ensuring optimization of regional tourism marketing investments Encourage collaboration and partnerships between tourism marketing and economic development organisations throughout the South Island Development and implementation of an event by event planners, can be done in a coordinated manner and avoid competition occurring between major events happening on the same date. 	<ul style="list-style-type: none"> Business case approved by MBIE in June. Draft Funding Agreement received. In discussion with Christchurch NZ to confirm project scope and approach methodology. Investigation into whether EventFinda could host and manage a shared event website has identified a number of issues which discount this option i.e. cost, coordination of events. Web design specifications and costings agreed with likely service provider ARLO (with support from ECan web and digital services team). Proposal also includes training and on-going IT help desk support. On-line South Island event website concept is being introduced to a number of South Island RTO's / EDA's as part of the work being done to develop a South Island destination management plan. 		<p>Progress has been frustrated by reorganization within Christchurch NZ. However, with GM structure in place and project delegated to GM Marketing, Brand & Communications, we expect better progress given the natural alignment to the prioritized digital communication review now underway at Christchurch NZ.</p>
---	---	--	---	---	---

<p>2. NZ AGRICULTURAL SHOW – AGRISCIENCE AND INNOVATION PAVILION</p> <p>Work with NZ Agricultural Show (formerly Canterbury A&P) to establish an Agri-science and Innovation Pavilion which is able to draw together a number of key industry stall holders to promote and showcase innovative technology initiatives and has the ability to grow the profile of Canterbury as a high-tech region. This becomes the opportunity to attract highly specialist individuals, business and investment into the region</p> <p>Timeline 31 December 2019</p>	<p>NZ Agricultural Show</p> <p>\$50,000</p>	<p>Key objectives for Canterbury Mayoral Forum</p> <ul style="list-style-type: none"> Grow the profile of Canterbury as a high-tech region by showcasing innovative technology initiatives promoting the region as the preferred place to work, live and invest. Provides the Canterbury Mayoral Forum to build the profile of the Canterbury Water Management Strategy, along with highlighting some of the innovative and collaborative solutions for sustainable freshwater management. <p>Approach</p> <p>ECan facilitates the implementation of the Canterbury Water Management Strategy (CWMS) and the Mayoral Forum will work with mayors and industry partners to provide a programme of practical demonstrations, presentations of best practice case studies, and hands-on exhibits to tell the CREDS and CWMS stories over the three-day duration of the Show.</p>	<ul style="list-style-type: none"> Scope of project agreed with Canterbury A&P event management. Business case approved by MBIE in March. Draft Funding Agreement received with funding conditional on the confirmation of the other anchor tenants in the pavilion, and confirmation all funding required for delivery of the project is secured. Following consideration by ECan Executive to the resourcing of a key site within the Pavilion, it has been determined that this is not optimal forum to showcase ECan / Mayoral Forum key projects. Key pavilion site-holders approached include MPI, BLINC (formerly Lincoln Hub) and KPMG. We have sighted evidence of confirmation from BLINC, Irrigation NZ, and KPMG. Once the innovation programme series to be led by BLINC has been confirmed, we will work with the event manager and MBIE to ensure that the conditions of the Funding Agreement have been satisfied. 		<p>Progress and attention to this initiative by the event manager has been limited given the priority to develop an event risk management plan (around the M.Bovis threat) that is satisfactory to MPI. This has now been completed with attention now focused on confirming Agri-tech site-holders. At this point, we do have evidence of confirmation from BLINC and Irrigation NZ. BLINC has confirmed that it will lead the innovation seminar programme series – under development.</p>
---	---	---	--	---	--

Glossary

EDA	Economic Development Agency
MBIE	Ministry of Business, Innovation and Employment
MfE	Ministry for the Environment
MPI	Ministry for Primary Industries
NZTA	New Zealand Transport Agency
RTO	Regional Tourism Organisation

Agenda item 9c is withheld under the Local Government Official Information and Meetings Act 1987 s.7(2) (c), (h) and (i).